

DP-2

Electric Countertop Oven

30 Pine Street • New Rochelle • New York • 10801

914 / 576 - 0200

914 / 576 - 0605 fax

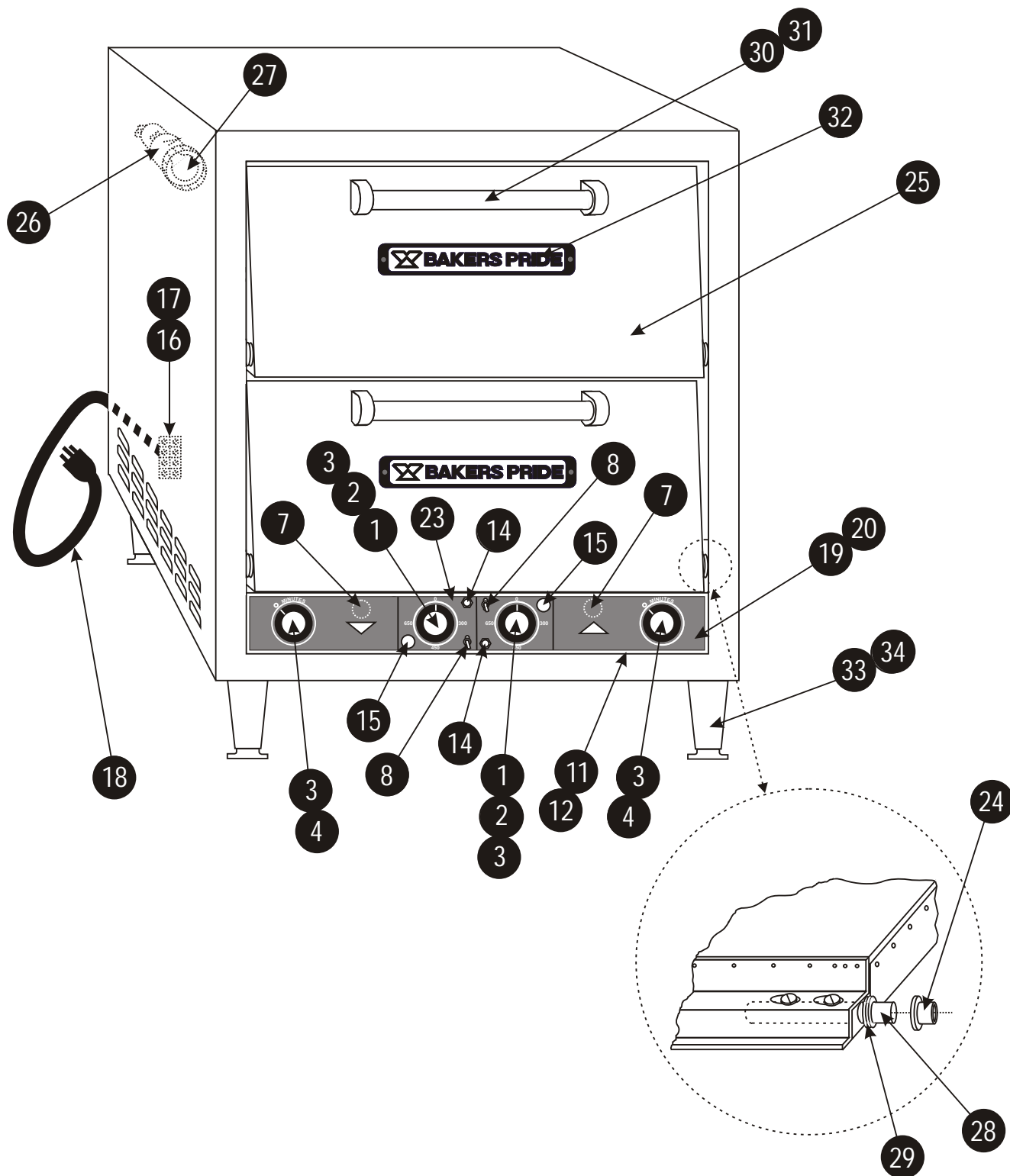
1 - 800 - 431 - 2745 US & Canada

www.bakerspride.com web address



Figure A

EXTERIOR / DOOR / CONTROLS (ROTARY TIMERS)





30 Pine Street • New Rochelle • New York • 10801
 914 / 576 - 0200
 914 / 576 - 0605 fax
 1 - 800 - 431 - 2745 US & Canada
 www.bakerspride.com web address

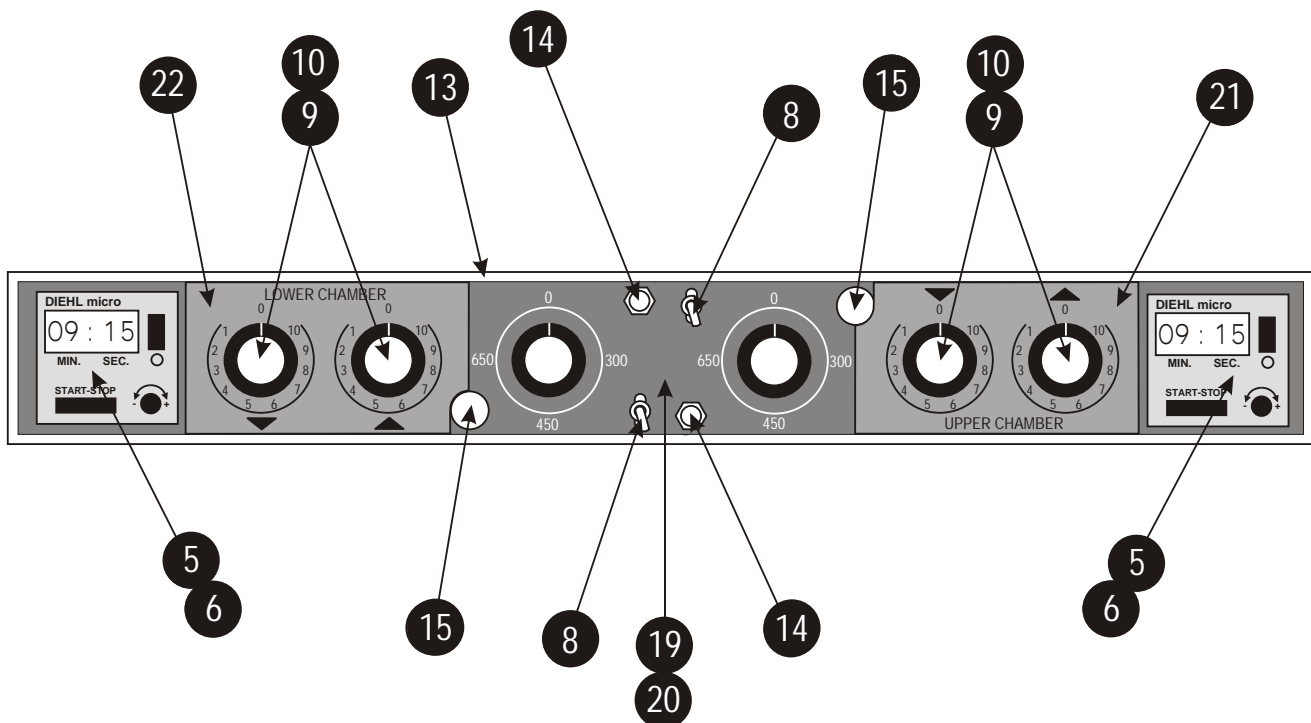
DP-2

Electric Countertop Oven

Item	Part #	Description	Item	Part #	Description
1	M1098X	Thermostat w/Knob, EGO	18	P6385A	Line Cord, 250V/30A
2	M1192X	T-stat w/Knob, CE "430C" (High Heat)	19	U1304A	Control Panel Overlay
3	S1311X	Knob (Thermostat & Timer)	20	U1310A	Control Panel Overlay (High-Heat)
4	M1345X	Timer, Rotary-Electric, 15 Min (220V)	21	U1289A	Overlay, Top Infinite Controls
5	M1275X	Timer, Electronic, 60Hz (Domestic)	22	U1288A	Overlay, Bottom Infinite Controls
6	M1274X	Timer, Electronic, 50Hz (CE)	23	U1297A	18 Minute Timer Overlay (50 cycles)
7	M1335X	Audio Alarm	24	S3019X	Door Bushing
8	M1259X	Toggle Switch (Lights, On/Off)	25	D4006X	Door Assembly
9	M1261X	Infinite Switch, 208V	26	P1145X	Light Fixture (w/240V, 15W Bulb)
10	S1205X	Knob, Infinite Switch	27	P1147X	Light Bulb, 240V/15W
11	D2101U	Control Panel (Rot-ElecTimer)	28	S3001X	Door Rod
12	D4046U	Control Panel (Rot-ElecTimer/Infinite Sw.)	29	Q3021X	Door Rod Spacer Kit (1 Kit per Door)
13	D4045U	Control Panel (ElectronicTimer/Infinite Sw.)	30	S1316U	Door Handle
14	M1330A	Circuit Breaker, 3A	31	Q2041A	Screws, 1/4-20 x 1/2 RH (Door Handle)
15	P1127X	Pilot Light, Amber	32	U1044X	Bakers Pride Nameplate, 8"
16	P1003X	Terminal Block, 3 Pole (Domestic)	33	S1014Y	4" Adjustable Leg (each)
17	P1004X	Terminal Block, 4 Pole (CE)	34	S1014X	4" Adjustable Leg (Set/4)

Figure B

CONTROL PANEL WITH DIGITAL TIMERS & INFINITE SWITCHES (OPTIONAL)



DP-2

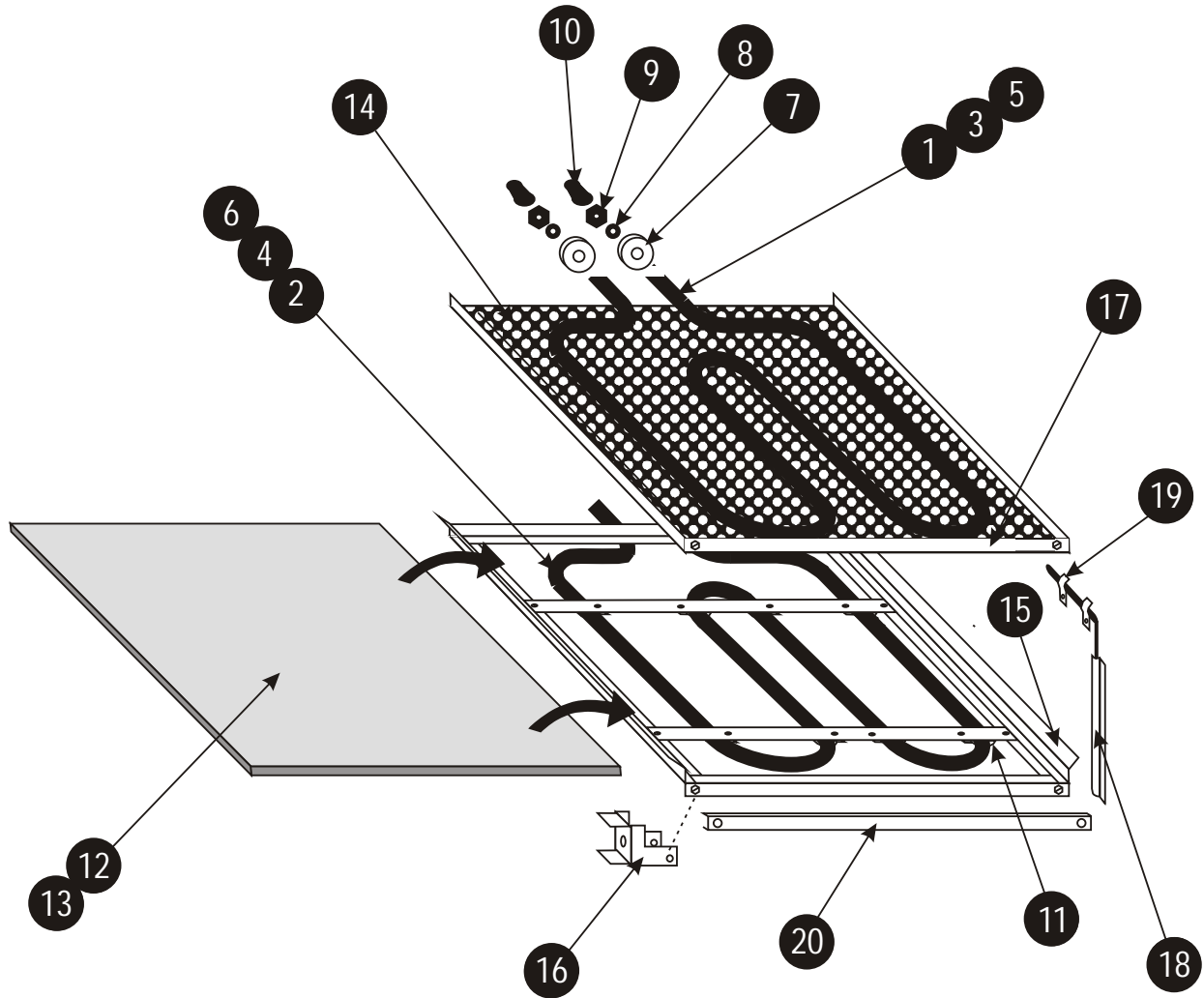
Electric Countertop Oven

30 Pine Street • New Rochelle • New York • 10801
 914 / 576 - 0200
 914 / 576 - 0605 fax
 1 - 800 - 431 - 2745 US & Canada
 www.bakerspride.com web address



Figure C

Interior Components



Item	Part #	Description	Item	Part #	Description
1	L1072X	Element, 208V/1075W, Top	11	K1355X	Element Clip
2	L1071X	Element, 208V/1450W, Bottom	12	T1121Y	Hearth Deck 20 13/16 x 20 13/16 x 1/2 (each)
3	L1034X	Element, 230V/1075W, Top	13	T1121X	Hearth Deck 20 13/16 x 20 13/16 x 1/2 (Set/2)
4	L1035X	Element, 230V/1450W, Bottom	14	D4040X	Fresh Dough Baffle
5	L1117X	Element, 200V/1075W, Top (Japan)	15	D1152T	Hearth Frame Assy
6	L1116X	Element, 200V/1450W, Bottom (Japan)	16	D4039K	Deck Support
7	P1019X	Porcelain Spacer	17	D4031K	Baffle Trim
8	Q3016A	Washer, Star, #6	18	D4034K	Capillary Cover
9	Q1002A	Nut, 6-32	19	Q4021X	Clip, 3/16" (Capillary)
10	S1061X	Terminal Cap, 6-32	20	D1142K	Deck Trim