DESPIECE TECNICO / SPARE PARTS BOM

Lavavajillas de apertura frontal
Lave-vaisselle à ouverture frontale
Front loading dishwasher
Geschirrspülmaschinen mit frontbeladung
Lavastoviglie ad apertura frontale
Lava-louças de apertura frontal

Modelos / Models:

EASY-500
EASY-500 B
EASY-500 DD
EASY-500 HP
EASY-500 HP W B DD

Diciembre 2013 December

Actualizado Octubre 2014 October updated

asber

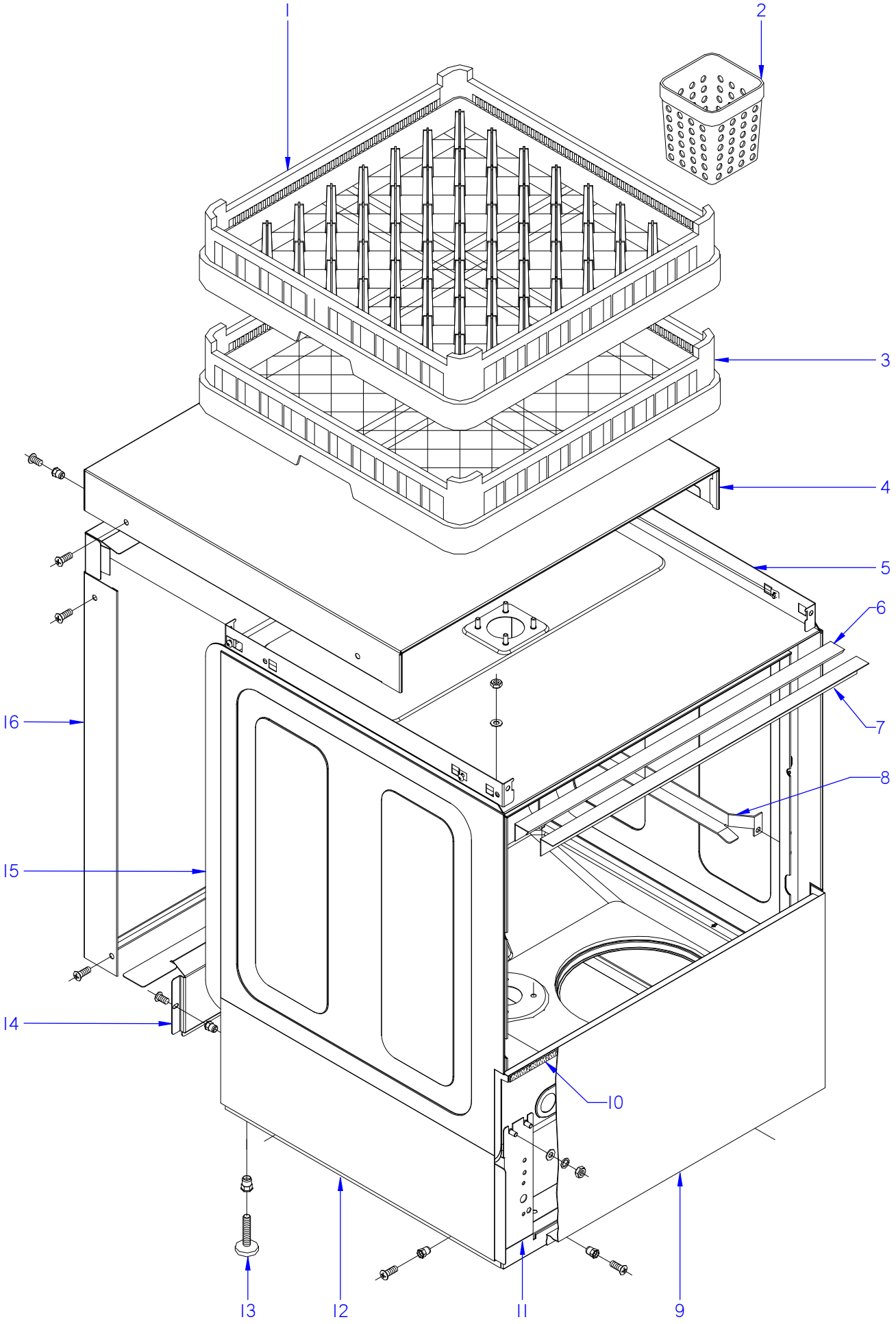

ITEM MARCADO EN COLOR = REPUESTO RECOMENDADO
COLOURED ITEM = RECOMMENDED SPARE PART

N plano	Firma	Fecha	Aparato		Lamina	
C-3168	Jaime Benito	2013-12	MUEBLE / FITTING LAVAVAJILLAS EASY-500		1	asber

MOD.	LAVAVAJILLAS / DISWASHER	ZONA / ZONE	MUEBLE / FITTING	PLANO DIAGRAM	C-3168

ITEM	CODIGO REFERENCE	DENOMINACION	DENOMINATION	EASY-500	EASY-500 B	EASY-500 DD						ELIMINADO ELIMINATED	INTRODUCID. INTRODUCED	NOTAS
1	12024990	CESTILLO PLATOS CP-16-18	PLATE BASKET CP-16-18	1	1	1								
2	12023745	CESTILLO CUBIERTOS	CUTLERY BASKET	1	1	1								
3	12025011	CESTILLO BASE CT-10	BASE BASKET CT-10	1	1	1								
	12023751	TOPE 50x50x80	BUFFER 50x50x80	2	2	2								
4	12092332	TAPA T-CO.	COVER T-CO.	1	1	1								
	Q221342000	REMACHE EXAGONAL M5	HEXAGONAL RIVET M5	2	2	2								
	Q152004000	TORNIL, APLASTADO M5x13 A304	FLAT HEADED BOLT M5x13 A304	2	2	2								
	Q152004000	TORNIL, APLASTADO M5x13 A304	FLAT HEADED BOLT M5x13 A304	4	4	4								
	Q221012000	TUERCA RAPIDA M,5	RAPID NUT M,5	4	4	4								
	3713500000	PERFIL CUBREARISTAS PLASTICO	PLASTIC EDGE COVER PROFILE	1	1	1								
5	12022365	ESCUADRA AMARRE TAPA ASPES	COVER FASTENING BRACKET AF	2	2	2								
6	12024374	PERFIL CAJA	BOX PROFILE	1	1	1								
7	12022469	ESCUADRA SUJECCION PERFIL	FASTENING BRACKET PROFILE	1	1	1								
8	12022568	GUIA CESTILLO DERECHO	RIGHT BASKET GUIDE	1	1	1								
S/Nº	12022569	GUIA CESTILLO IZQUIERDO	LEFT BASKET GUIDE	1	1	1								
	Q162040000	TUERCA EXAGONAL M6	HEXAGONAL NUT M6	4	4	4								
	Q232040000	ARANDELA A6	WASHER A6	4	4	4								
	Q306024000	JUNTA18X12.5X1.5	SEAL 18X12.5X1.5	1	1	1								
	Q162070000	TUERCA EXAGONAL M12	HEXAGONAL NUT M12	1	1	1								
9	12022724	PANEL FRONTAL SIN PUERTA	FRONT PANEL WITHOUT DOOR	1	1	1								
10	12024174	PERFIL GOMA ESPONJOSA	FOAM RUBBER PROFILE	1	1	1								
11	12003593	ARMAZON COMPLETO	COMPLETE FRAME	1	1	1								
	Q221345000	REMACHE EXAGONAL M10	HEXAGONAL RIVET M10	4	4	4								
	Q221342000	REMACHE EXAGONAL M5	HEXAGONAL RIVET M5	16	16	16								
12	12022560	PANEL LATERAL IZQUIERDO	LEFT SIDE PANEL	1	1	1								
S/Nº	12022563	PANEL LATERAL DERECHO	RIGHT SIDE PANEL	1	1	1								
	Q152004000	TORNIL, APLASTADO M5x13 A304	FLAT HEADED BOLT M5x13 A304	4	4	4								
13	12024163	PATA REGULABLE	ADJUSTABLE LEG	4	4	4								
14	12022395	PANEL POSTERIOR INFERIOR	REAR LOWER PANEL	1	1	1								
	Q152004000	TORNIL, APLASTADO M5x13 A304	FLAT HEADED BOLT M5x13 A304	2	2	2								

MOD.	LAVAVAJILLAS / DISWASHER	ZONA / ZONE	MUEBLE / FITTING	PLANO DIAGRAM	C-3168

ITEM	CODIGO REFERENCE	DENOMINACION	DENOMINATION	EASY-500	EASY-500 B	EASY-500 DD						ELIMINADO ELIMINATED	INTRODUCID. INTRODUCED	NOTAS
15	12087153	CAJA SOLDADA	WELDED BOX	1	1	1								
	Q162040000	TUERCA EXAGONAL M6	HEXAGONAL NUT M6	8	8	8								
	Q302022000	ARANDELA 16X6X1.2 A.304	WASHER 16X6X1.2 A.304	8	8	8								
	Q262040000	ARANDELA GROW. A6 A.304	WASHER GROW. A6 A.304	8	8	8								
	Q228007000	TUERCA DE SOMBRERETE M.6	BOLT M6x10	8	8	8								
16	12022740	PANEL POSTERIOR ALU.FI-30	ALU.FI-30 REAR PANEL	1	1	1								
	Q152004000	TORNIL, APLASTADO M5x13 A304	FLAT HEADED BOLT M5x13 A304	4	4	4								

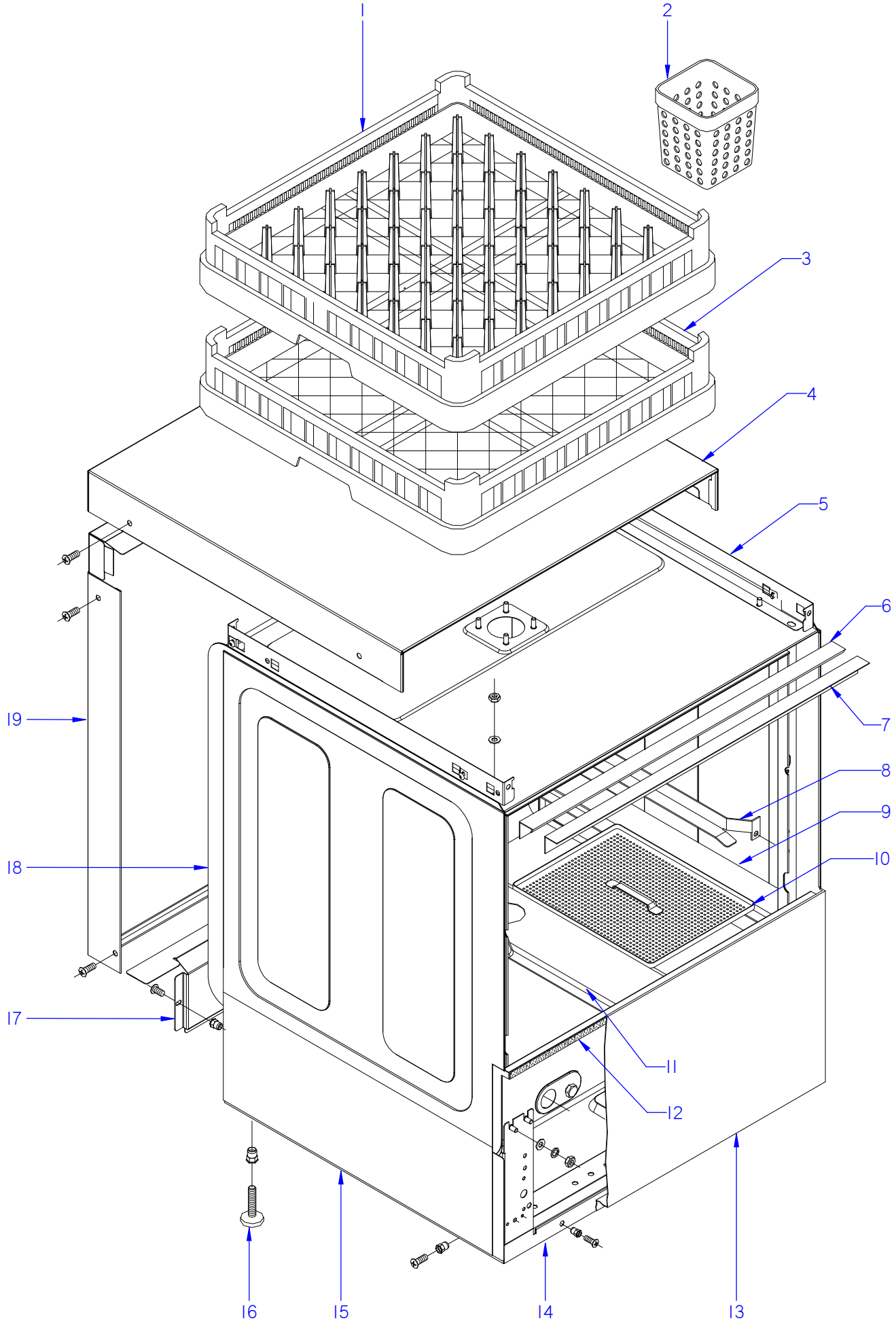

ITEM MARCADO EN COLOR = REPUESTO RECOMENDADO
COLOURED ITEM = RECOMMENDED SPARE PART

N plano	Firma	Fecha	Aparato	Lamina
C-3169	Jaime Benito	2013-12	MUEBLE / FITTING LAVAVAJILLAS EASY-500HP W B DD	2

asber

MOD.	LAVAVAJILLAS / DISWASHER	ZONA / ZONE	MUEBLE / FITTING	PLANO DIAGRAM	C-3169

ITEM	CODIGO REFERENCE	DENOMINACION	DENOMINATION	EASY-500HP	EASY-500HP W B DD							ELIMINADO ELIMINATED	INTRODUCID. INTRODUCED	NOTAS
1	12024990	CESTILLO PLATOS CP-16-18	PLATE BASKET CP-16-18	1	1									
2	12023745	CESTILLO CUBIERTOS	CUTLERY BASKET	1	1									
3	12025011	CESTILLO BASE CT-10	BASE BASKET CT-10	1	1									
	12023751	TOPE 50x50x80	BUFFER 50x50x80	2	2									
4	12092332	TAPA T-CO.	COVER T-CO.	1	1									
	Q221342000	REMACHE EXAGONAL M5	HEXAGONAL RIVET M5	2	2									
	Q152004000	TORNIL, APLASTADO M5x13 A304	FLAT HEADED BOLT M5x13 A304	2	2									
	Q152004000	TORNIL, APLASTADO M5x13 A304	FLAT HEADED BOLT M5x13 A304	4	4									
	Q221012000	TUERCA RAPIDA M,5	RAPID NUT M,5	4	4									
	3713500000	PERFIL CUBREARISTAS PLASTICO	PLASTIC EDGE COVER PROFILE	1	1									
5	12022365	ESCUADRA AMARRE TAPA ASPES	COVER FASTENING BRACKET AF	2	2									
6	12024374	PERFIL CAJA	BOX PROFILE	1	1									
7	12022469	ESCUADRA SUJECCION PERFIL	FASTENING BRACKET PROFILE	1	1									
8	12022568	GUIA CESTILLO DERECHO	RIGHT BASKET GUIDE	1	1									
S/Nº	12022569	GUIA CESTILLO IZQUIERDO	LEFT BASKET GUIDE	1	1									
	Q162040000	TUERCA EXAGONAL M6	HEXAGONAL NUT M6	4	4									
	Q232040000	ARANDELA A6	WASHER A6	4	4									
	Q306024000	JUNTA18X12.5X1.5	SEAL 18X12.5X1.5	1	1									
	Q162070000	TUERCA EXAGONAL M12	HEXAGONAL NUT M12	1	1									
9	12022458	SOPORTE DERECHO BANDEJAS	RIGHT TRAY SUPPORT	1	1									
S/Nº	12022459	SOPORTE IZDO. BANDEJAS	LEFT TRAY SUPPORT	1	1									
10	12022559	BANDEJA COMPLETA	COMPLETE TRAY	4	4									
11	12022518	SOPORTE CENTRAL BANDEJAS	TRAY SUPPORT CENTRAL	1	1									
12	12024174	PERFIL GOMA ESPONJOSA	FOAM RUBBER PROFILE	1	1									
13	12022724	PANEL FRONTAL SIN PUERTA	FRONT PANEL WITHOUT DOOR	1	_									
13	12022725	PANEL FRONTAL B SIN PUERTA	FRONT PANEL B WITHOUT DOOF	_	1									
	Q152004000	TORNIL, APLASTADO M5x13 A304	FLAT HEADED BOLT M5x13 A304	2	2									
14	12003593	ARMAZON COMPLETO	COMPLETE FRAME	1	1									
	Q221345000	REMACHE EXAGONAL M10	HEXAGONAL RIVET M10	4	4									
	Q221342000	REMACHE EXAGONAL M5	HEXAGONAL RIVET M5	16	16									

MOD.	LAVAVAJILLAS / DISWASHER	ZONA / ZONE	MUEBLE / FITTING	PLANO DIAGRAM	C-3169

ITEM	CODIGO REFERENCE	DENOMINACION	DENOMINATION	EASY-500HP	EASY-500HP W B DD							ELIMINADO ELIMINATED	INTRODUCID. INTRODUCED	NOTAS
15	12022560	PANEL LATERAL IZQUIERDO	LEFT SIDE PANEL	1	1									
S/Nº	12022563	PANEL LATERAL DERECHO	RIGHT SIDE PANEL	1	1									
	Q152004000	TORNIL, APLASTADO M5x13 A304	FLAT HEADED BOLT M5x13 A304	4	4									
16	12024163	PATA REGULABLE	ADJUSTABLE LEG	4	4									
17	12022395	PANEL POSTERIOR INFERIOR	REAR LOWER PANEL	1	_									
17	12022495	PANEL POSTERIOR INFERIOR B.T.	REAR LOWER PANEL L.V.	_	1									
	Q152004000	TORNIL, APLASTADO M5x13 A304	FLAT HEADED BOLT M5x13 A304	2	2									
18	12087153	CAJA SOLDADA	WELDED BOX	1	_									
18	12087157	CAJA SOLDADA ASBER BT	WELDED BOX ASBER BT	_	1									
	Q162040000	TUERCA EXAGONAL M6	HEXAGONAL NUT M6	8	8									
	Q302022000	ARANDELA 16X6X1.2 A.304	WASHER 16X6X1.2 A.304	8	8									
	Q262040000	ARANDELA GROW. A6 A.304	WASHER GROW. A6 A.304	8	8									
	Q228007000	TUERCA DE SOMBRERETE M.6	BOLT M6x10	8	8									
19	12022740	PANEL POSTERIOR ALU.FI-30	ALU.FI-30 REAR PANEL	1	1									
	Q152004000	TORNIL, APLASTADO M5x13 A304	FLAT HEADED BOLT M5x13 A304	4	4									

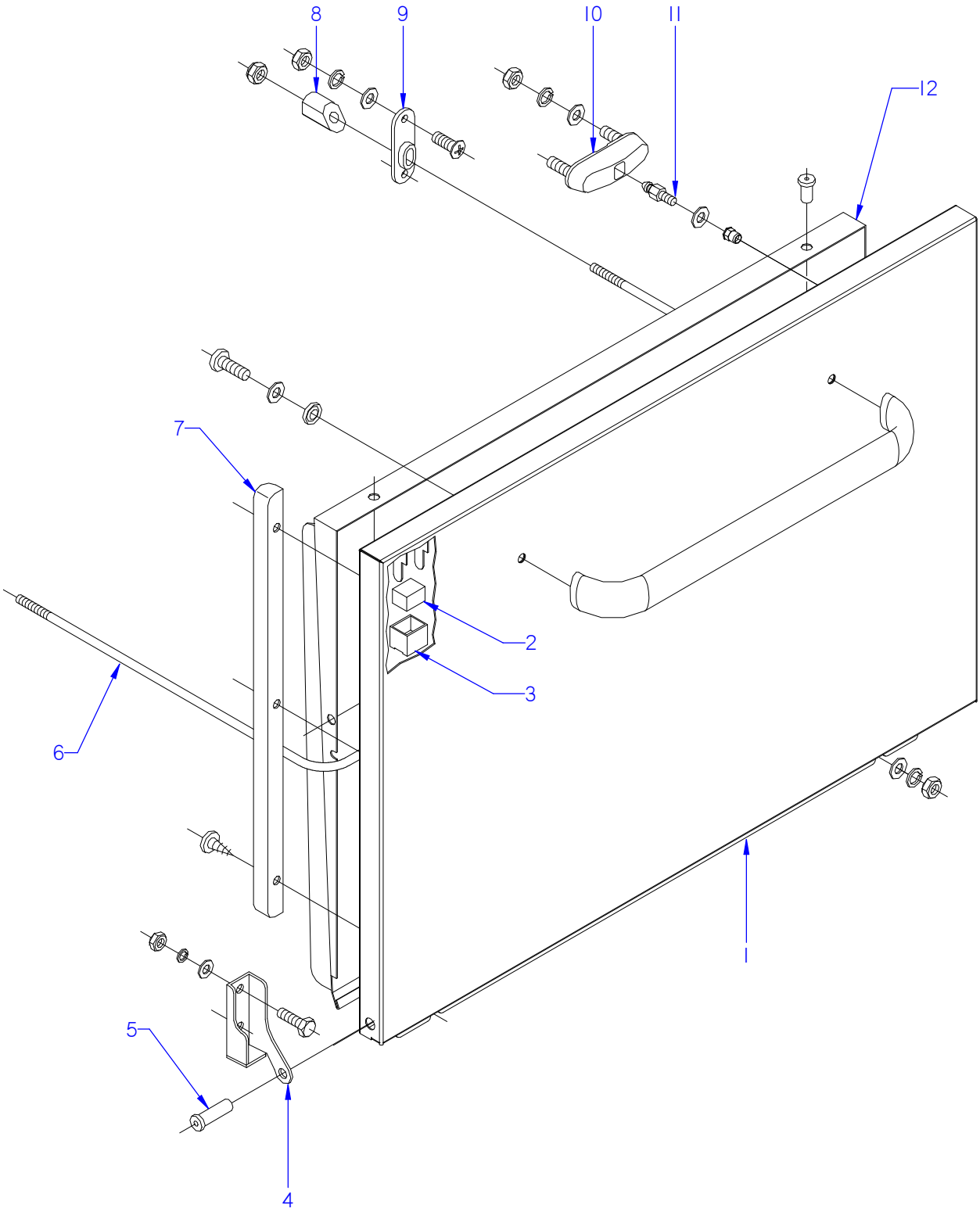

ITEM MARCADO EN COLOR = REPUESTO RECOMENDADO
COLOURED ITEM = RECOMMENDED SPARE PART

N plano	Firma	Fecha	Aparato		Lamina	
C-3170	Jaime Benito	2013-12	PUERTA / DOOR LAVAVAJILLAS EASY-500		3	asber

MOD.	LAVAVAJILLAS / DISWASHER	ZONA / ZONE	PUERTA / DOOR	PLANO DIAGRAM	C-3170

ITEM	CODIGO REFERENCE	DENOMINACION	DENOMINATION	EASY-500	EASY-500 B	EASY-500 DD	EASY-500HP	EASY-500HP W B DD				ELIMINADO ELIMINATED	INTRODUCID. INTRODUCED	NOTAS
1	12003661	PUERTA SOLDADA	WELDED DOOR	1	1	1	1	1						
S/Nº	12009180	ASA AF NEGRA	BLACK HANDLE	1	1	1	1	1						
	Q032041000	TORNILLO ALOMADO M6X10	CURVED SCREW M6x10	2	2	2	2	2						
	Q308002000	ARANDELA DUBO A6 NYLON	WASHER DUBO A6 NYLON	2	2	2	2	2						
	Q232040000	ARANDELA PLANA INOX 6MM DIN1	WASHER STEELNOX 6MM DIN125	2	2	2	2	2						
2	12024303	IMAN	MAGNET	1	1	1	1	1						
3	12024094	PROTECTOR IMAN	MAGNET PROTECTOR	1	1	1	1	1						
4	12022324	BISAGRA IZQUIERDA T-C.	LEFT HINGE T-C.	1	1	1	1	1						
S/Nº	12022325	BISAGRA DERECHA T-C.	RIGHT HINGE T-C.	1	1	1	1	1						
	Q012042000	TORNIL. EXAGONAL M6X15 A.304	HEXAGONAL BOLT M6X15 A.304	4	4	4	4	4						
	Q232040000	ARANDELA A6	WASHER A6	4	4	4	4	4						
	Q262040000	ARANDELA GROW. A6 A.304	WASHER GROW. A6 A.304	4	4	4	4	4						
	Q162040000	TUERCA EXAGONAL M6	HEXAGONAL NUT M6	2	2	2	2	2						
5	12024071	EJE PUERTA	DOOR SHAFT	2	2	2	2	2						
6	12023842	VARILLA TENSOR	TENSIONING ROD	1	1	1	1	1						
7	12024295	MARCO PUERTA	DOOR FRAME	2	2	2	2	2						
	Q412000000	REMACHE TUBULAR 4 x 8	TUBULAR RIVET 4 x 8	6	6	6	6	6						
	Q012042000	TORNIL. EXAGONAL M6X15 A.304	HEXAGONAL BOLT M6X15 A.304	2	2	2	2	2						
8	12024299	TENSOR PUERTA	DOOR TENSOR	2	2	2	2	2						
	Q222012000	TUERCA AUTOB. M6	SELF-LOCK NUT M6	2	2	2	2	2						
9	12024180	SOPORTE TENSOR	TENSOR SUPPORT	2	2	2	2	2						
	Q162030000	TUERCA EXAGONAL M5	HEXAGONAL NUT M5	4	4	4	4	4						
	Q152004000	TORNIL, APLASTADO M5x13 A304	FLAT HEADED BOLT M5x13 A304	4	4	4	4	4						
	Q232030000	ARANDELA A5	WASHER A5	4	4	4	4	4						
	Q262030000	ARANDELA GROW. A5 A.304	WASHER GROW. A5 A.304	4	4	4	4	4						
10	12003212	CONJUNTO CIERRE PUER.T-CO	LOCK UNIT DOOR T-CO	2	2	2	2	2						
	Q222012000	TUERCA AUTOB. M6	SELF-LOCK NUT M6	4	4	4	4	4						
11	12024235	ENGANCHE CIERRE	LOCK LATCH	2	2	2	2	2						
	Q232030000	ARANDELA A5	WASHER A5	2	2	2	2	2						

MOD.	LAVAVAJILLAS / DISWASHER	ZONA / ZONE	PUERTA / DOOR	PLANO DIAGRAM	C-3170

ITEM	CODIGO REFERENCE	DENOMINACION	DENOMINATION	EASY-500	EASY-500 B	EASY-500 DD	EASY-500HP	EASY-500HP W B DD				ELIMINADO ELIMINATED	INTRODUCID. INTRODUCED	NOTAS
12	12003557	CONTRAPUERTA SOLDADA	WELDED COUNTERDOOR	1	1	1	1	1						
	Q412000000	REMACHE TUBULAR 4 x 8	TUBULAR RIVET 4 x 8	4	4	4	4	4						
	Q232030000	ARANDELA A5	WASHER A5	2	2	2	2	2						
	Q162030000	TUERCA EXAGONAL M5	HEXAGONAL NUT M5	2	2	2	2	2						
	Q262030000	ARANDELA GROW. A5 A.304	WASHER GROW. A5 A.304	2	2	2	2	2						

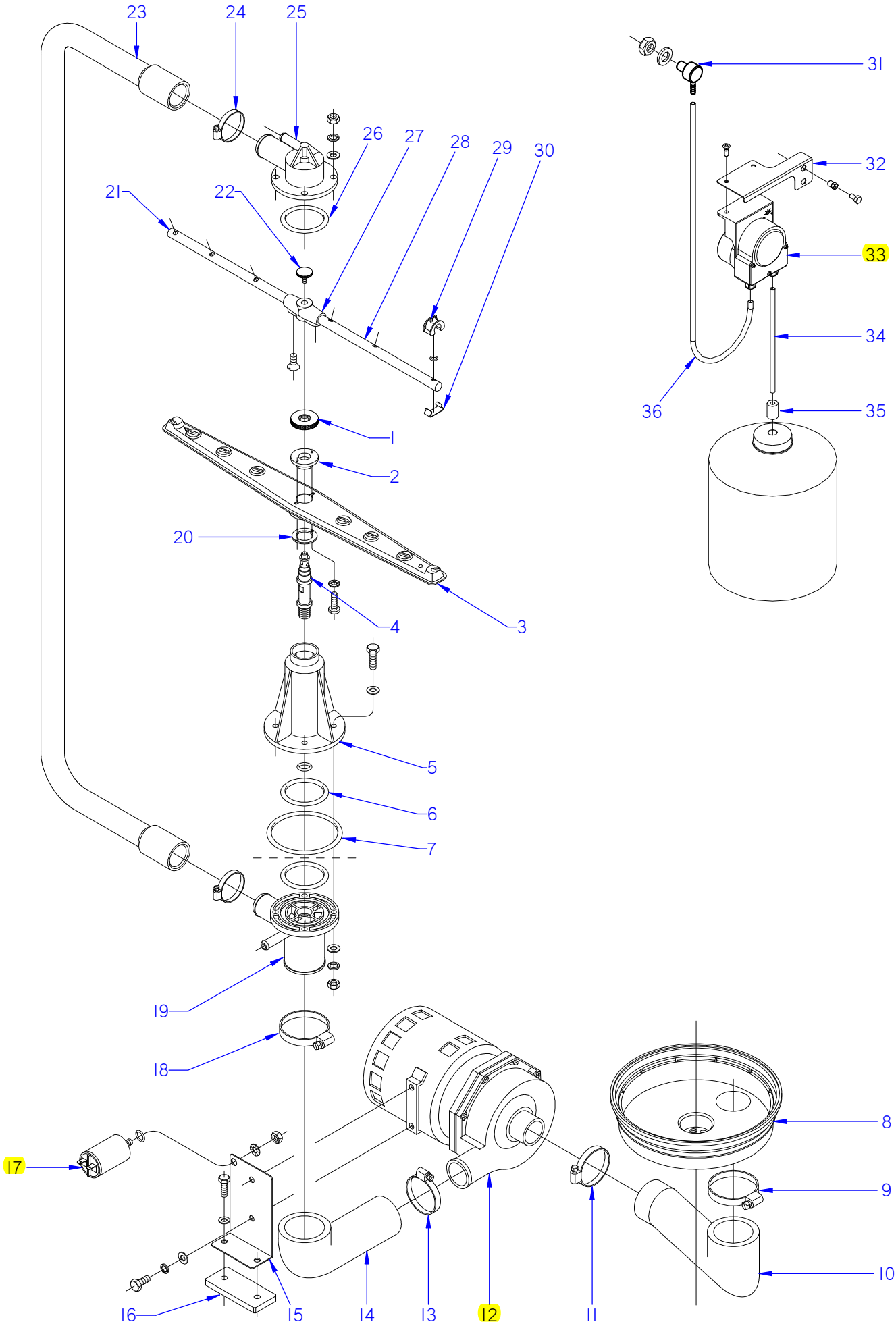

ITEM MARCADO EN COLOR = REPUESTO RECOMENDADO
COLOURED ITEM = RECOMMENDED SPARE PART

N plano	Firma	Fecha	Aparato		Lamina	
C-3171	Jaime Benito	2013-12	PARTE FUNCIONAL LAVADO / WASH FUNCTIONAL PART LAVAVAJILLAS EASY-500		4	asber

MOD.	LAVAVAJILLAS / DISWASHER	ZONA / ZONE	PARTE FUNCIONAL LAVADO WASH FUNCTIONAL PART	PLANO DIAGRAM	C-3171

ITEM	CODIGO CODE	DENOMINACION	NAME	EASY-500	EASY-500 B	EASY-500 DD	EASY-500HP	EASY-500HP W B DD				ELIMINADO ELIMINATED	INTRODUCID. INTRODUCED	NOTAS
1	12024375	TUERCA ESPECIAL M.14X1	SPECIAL NUT M.14X1	2	2	2	2	2						
2	12045103	ENGANCHE DISTRIBUIDOR	DISTRIBUTOR HOOK	2	2	2	2	2						
3	12025122	DISTRIBUIDOR MONTADO	DISTRIBUTOR MOUNTED	2	2	2	2	2						
4	12023844	EJE CENTRAL	CENTRAL SHAFT	2	2	2	2	2						
5	12024480	SOPORTE DISTRIBUID. INFERIOR	LOWER DISTRIBUTOR SUPPORT	1	1	1	1	1						
	12009837	JUNTA TOR.13.94X19.18X2.6	O-RING 13.94X19.18X2.6	1	1	1	1	1						
	Q012046000	TORNIL. EXAGONAL M6X40 A.304	HEXAGONAL BOLT M6X40 A.304	4	4	4	4	4						
6	12010079	JUNTA TOR.50.17X60.83X5.3	O-RING 50.17X60.83X5.3	2	2	2	2	2						
7	12009976	JUNTA TOR.85.09X95.75X5.3	O-RING 85.09X95.75X5.3	1	1	1	1	1						
8	12024367	CUBETA	TRAY	1	1	1	1	1						
9	12009933	ABRAZADERA 50-70L	CLAMP 50-70L	1	1	1	1	1						
10	12023683	CODO ASPIRACION 1003018	EXTRACTOR ELBOW 1003018	1	1	1	1	1						
11	12009962	ABRAZADERA 40-60	CLAMP 40-60	1	1	1	1	1						
12	12024265	BOMBA DE LAVADO	WASH PUMP	1	1	1	1	1				28.07.14		
12	12043287	BOMBA DE LAVADO	WASH PUMP	1	1	1	1	1					28.07.14	
12	12024270	BOMBA DE LAVADO 60 HZ.	WASH PUMP 60 Hz.	1	1	1	1	1						
13	Q881307000	ABRAZADERA 40-60	CLAMP 40-60	1	1	1	1	1						
14	12023689	CODO IMPULSION 1003017	IMPULSE ELBOW 1003017	1	1	1	1	1						
15	12022393	SOPORTE MOTOBO.F-3-4-5-6	MOTORPUMP SUPPORT F-3-4-5-6	1	1	1	1	1						
16	12023556	BASE BOMBA LAVADO 1003016	WASH PUMP BASE 1003016	1	1	1	1	1						
	Q012033000	TORNIL. EXAGONAL M5X20 A.304	HEXAGONAL BOLT M5X20 A.304	2	2	2	2	2						
	Q232030000	ARANDELA A5	WASHER A5	2	2	2	2	2						
17	12024376	CONDENSADOR 10 M.F.	CONDENSER 10 M.F.	1	1	1	1	1						
	12010256	JUNTA TORICA 9.12X16.18X3.53	O-RING 9.12x16.18x3.53	1	1	1	1	1						
	Q162050000	TUERCA EXAGONAL M8x1 INOX.	HEXAGONAL NUT M8x1 INOX.	1	1	1	1	1						
18	Q881324000	ABRAZADERA 50-70L	CLAMP 50-70L	1	1	1	1	1						
19	12023613	PASAMUROS	BUSHING	1	1	1	1	1						
	Q232040000	ARANDELA A6	WASHER A6	4	4	4	4	4						
20	12024289	AMARRE ENGANCHE DISTRIBUID.	DISTRIBUTOR HOOK FASTENING	2	2	2	2	2						
	Q152015000	TORNILLO ALOMADO M3X6	CURVED SCREW M3X6	4	4	4	4	4						
	Q242010000	ARANDELA ABANICO A.3 A304	FAN WASHER A3 A304	4	4	4	4	4						

MOD.	LAVAVAJILLAS / DISWASHER	ZONA / ZONE	PARTE FUNCIONAL LAVADO WASH FUNCTIONAL PART	PLANO DIAGRAM	C-3171

ITEM	CODIGO CODE	DENOMINACION	NAME	EASY-500	EASY-500 B	EASY-500 DD	EASY-500HP	EASY-500HP W B DD				ELIMINADO ELIMINATED	INTRODUCID. INTRODUCED	NOTAS
21	12023524	RAMA DE ACLARADO IZQUIERDA	LEFT RINSE BRANCH	2	2	2	2	2						
22	12009829	TORNILLO ESPECIAL M.5X0.8	SPECIAL BOLT M.5X0.8	2	2	2	2	2						
23	12023699	ARBOL DE LAVADO	WASH CAM	1	1	1	1	1						
24	12009997	ABRAZADERA 25-40	CLAMP 25-40	2	2	2	2	2						
25	12024471	SOPORTE DISTRIBUIDOR SUPER.	UPPER DISTRIBUTION SUPPORT	1	1	1	1	1						
	Q232040000	ARANDELA A6	WASHER A6	4	4	4	4	4						
	Q262040000	ARANDELA GROW. A6 A.304	WASHER GROW. A6 A.304	4	4	4	4	4						
	Q162040000	TUERCA EXAGONAL M6	HEXAGONAL NUT M6	4	4	4	4	4						
26	12010079	JUNTA TOR.50.17X60.83X5.3	O-RING 50.17X60.83X5.3	1	1	1	1	1						
27	12024470	SOPORTE RAMAS ACLARADO	RINSE BRANCH SUPPORT	2	2	2	2	2						
	Q042021000	TORN. AVELLANADO M4X10 A.304	COUNTERSUNK SCREW M4X10	4	4	4	4	4						
28	12023527	RAMA DE ACLARADO DERECHA	RIGHT RINSE BRANCH	2	2	2	2	2						
29	12024077	TOBERA ACLARADO	RINSE NOZZLE	12	12	12	12	12						
	12009912	JUNTA TORICA 5.28X8.84X1.78	O-RING 5.28X8.84X1.78	12	12	12	12	12						
30	12045103	ENGANCHE TOBERA ACLARADO	RINSE NOZZLE HOOK	12	12	12	12	12						
31	12024531	PASAMUROS INOX DETERGENTE	INOX DETERGENT WALL BUSHIN	_	_	1	_	1						
	12010260	JUNTA Ø18X12.5X1.5	SEAL Ø18X12.5X1.5	_	_	1	_	1						
32	12022227	SOPORTE DOSIFICADOR W	FEEDER SUPPORT W	_	_	1	_	1						
	Q411304000	REMACHE AVIBULB Ø4,8	AVIBULB Ø4,8 RIVET	_	_	2	_	2						
	Q012031000	TORNIL.EXAGONAL M5X10 A.304	HEXAGONAL BOLT M5X10 A.304	_	_	2	_	2						
	Q232030000	ARANDELA A5	WASHER A5	_	_	2	_	2						
	Q162030000	TUERCA EXAGONAL M5	HEXAGONAL NUT M5	_	_	2	_	2						
33	12024216	DOSIFI. DGTE REGULABLE G300	DETERGENT DISP. ADJUST. G300	_	_	1	_	_						
33	12024274	DOSIFI. DGTE. ABRILLANTA. G650	DOSE DETERGENT POLISHING G	_	_		_	1						
34	12024139	CONDUCTO ASPIRACIÓN	DUCT INTAKE	_	_	1	_	1						
35	12024353	PESO FILTRO	FILTER WEIGHT	_	_	1	_	1						
36	11000079	CONDUCTO DOSIF. TRANSPARENT	TRANSPAR. EXTRACTOR PIPE	_	_	1	_	1						

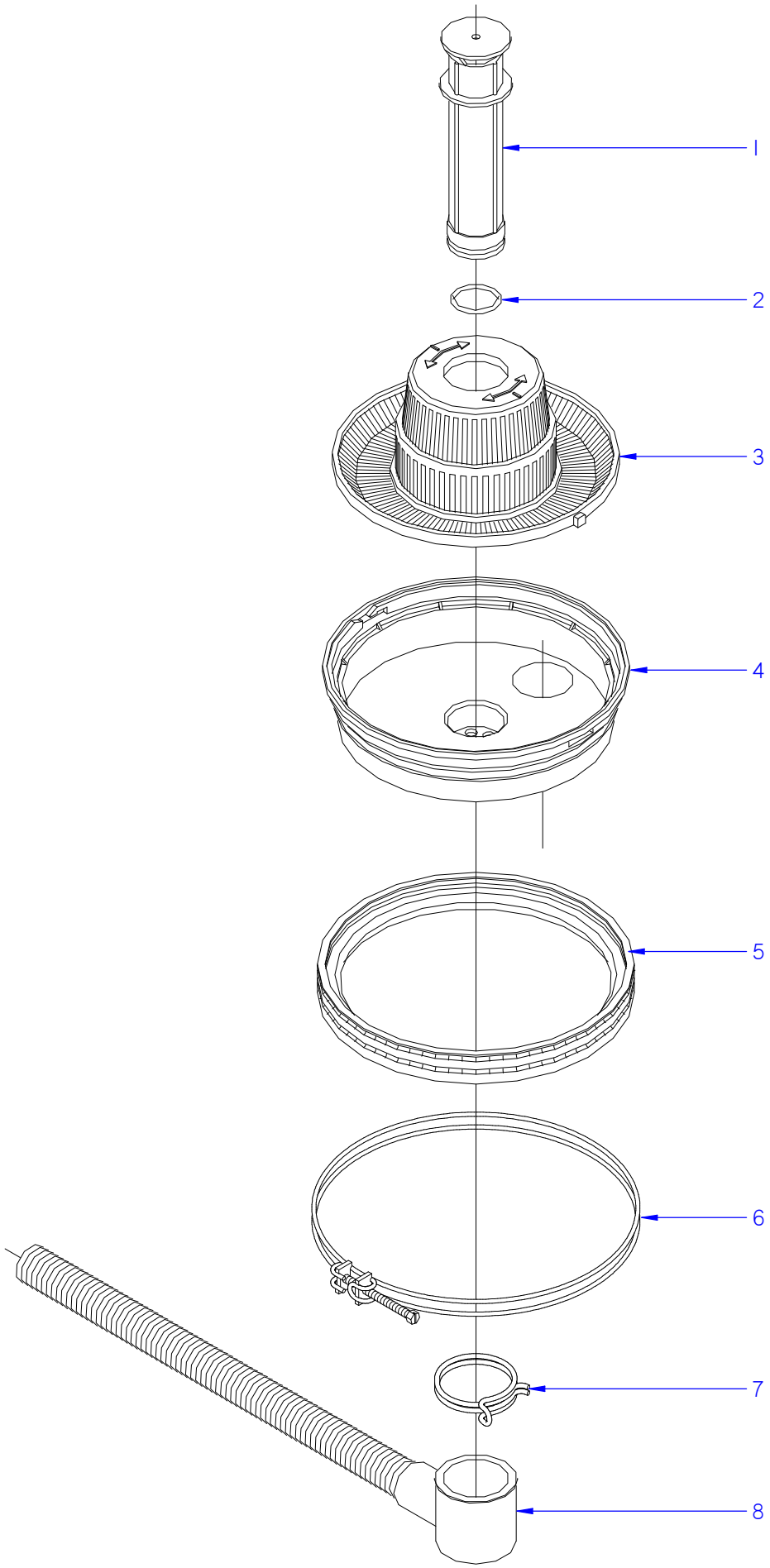

ITEM MARCADO EN COLOR = REPUESTO RECOMENDADO
COLOURED ITEM = RECOMMENDED SPARE PART

N plano	Firma	Fecha	Aparato		Lamina	
C-3172	Jaime Benito	2013-12	PARTE FUNCIONAL DESAGÜE / DRAINAGE FUNCTIONAL PART LAVAVAJILLAS EASY-500		5	asber

MOD.	LAVAVAJILLAS / DISWASHER	ZONA / ZONE	PARTE FUNCIONAL DESAGÜE DRAINAGE FUNCTIONAL PART	PLANO DIAGRAM	C-3172

ITEM	CODIGO REFERENCE	DENOMINACION	DENOMINATION	EASY-500	EASY-500 DD	EASY-500HP						ELIMINADO ELIMINATED	INTRODUCID. INTRODUCED	NOTAS
1	12024323	ALIVIADERO	OVERFLOW	1	1	1								
2	12010165	JUNTA TOR.36.17X41.41X2.6	O-RING 36.17X41.41X2.6	1	1	1								
3	12024410	CONJUNTO FILTRO AF.	FILTER AF.	1	1	1								
4	12024367	CUBETA	TRAY	1	1	1								
5	12024556	JUNTA CUBETA	TRAY SEAL	1	1	1								
6	12023841	ABRAZADERA CUBETA COMPL.	TRAY CLAMP	1	1	1								
7	12007966	ABRAZAD. ELAST. 56-58.8	ELASTIC CLAMP 56-58.8	1	1	1								
8	12024473	MANGUERA DESAGUE	DRAINAGE HOSE	1	1	1								

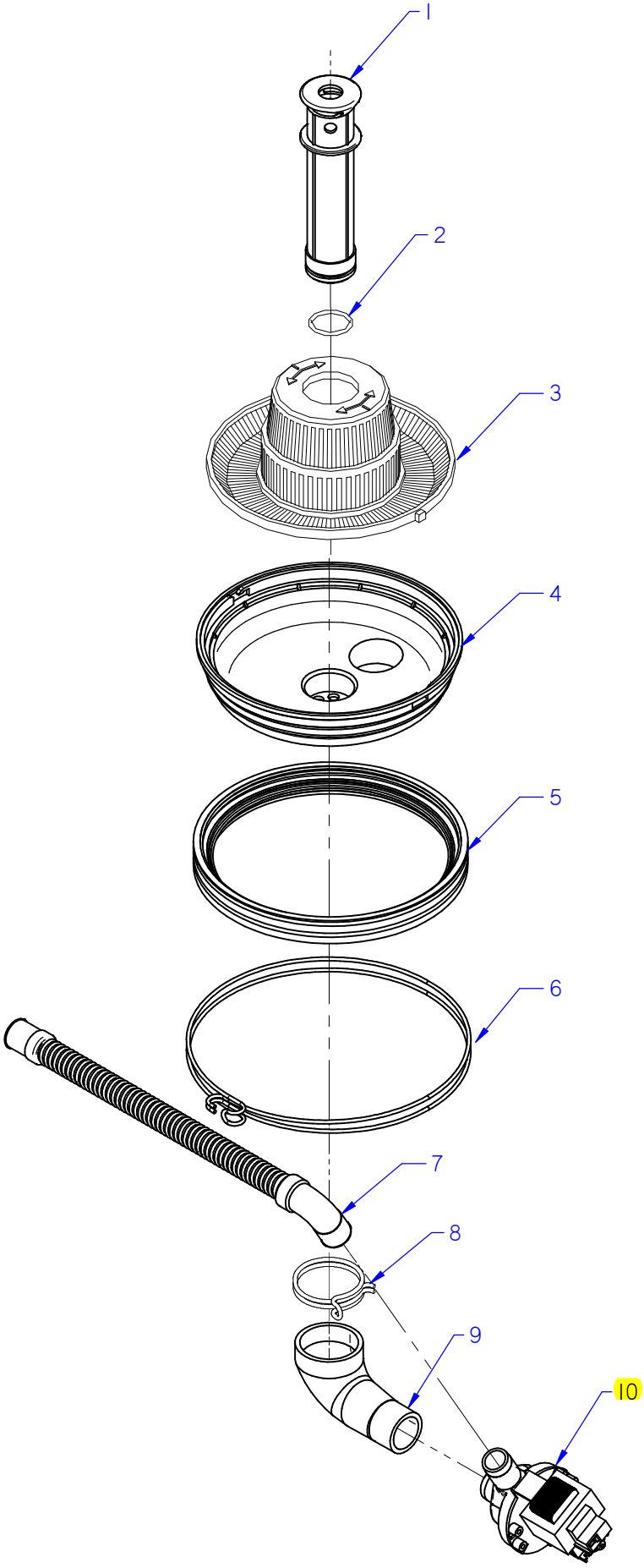

ITEM MARCADO EN COLOR = REPUESTO RECOMENDADO
COLOURED ITEM = RECOMMENDED SPARE PART

N plano	Firma	Fecha	Aparato	Lamina
C-3173	Jaime Benito	2013-12	PARTE FUNCIONAL DESAGÜE / DRAINAGE FUNCTIONAL PART LAVAVAJILLAS EASY-500 B	6

asber

MOD.	LAVAVAJILLAS / DISWASHER	ZONA / ZONE	PARTE FUNCIONAL DESAGÜE DRAINAGE FUNCTIONAL PART	PLANO DIAGRAM	C-3173

ITEM	CODIGO REFERENCE	DENOMINACION	DENOMINATION	EASY-500 B	EASY-500HP W B DD							ELIMINADO ELIMINATED	INTRODUCID. INTRODUCED	NOTAS
1	12049258	ALIVIADERO MOD.B	OVERFLOW MOD.B	1	1									
2	12010165	JUNTA TOR.36.17X41.41X2.6	O-RING 36.17X41.41X2.6	1	1									
3	12024410	CONJUNTO FILTRO AF.	FILTER AF.	1	1									
4	12024367	CUBETA	TRAY	1	1									
5	12024556	JUNTA CUBETA	TRAY SEAL	1	1									
6	12023841	ABRAZADERA CUBETA COMPL.	TRAY CLAMP	1	1									
7	12023666	MANGUERA DESAGUE	DRAINAGE HOSE	1	1									
8	12007966	ABRAZAD. ELAST. 56-58.8	ELASTIC CLAMP 56-58.8	1	1									
9	12091075	CONDUCTO ASPIRACION BOMBA	PUMP VACUUM PIPE	1	1									
10	12094265	MOTOBOMBA 220V AC 1N 50/60Hz	MOTOR PUMP 37KW 220V AC 1N	1	1									

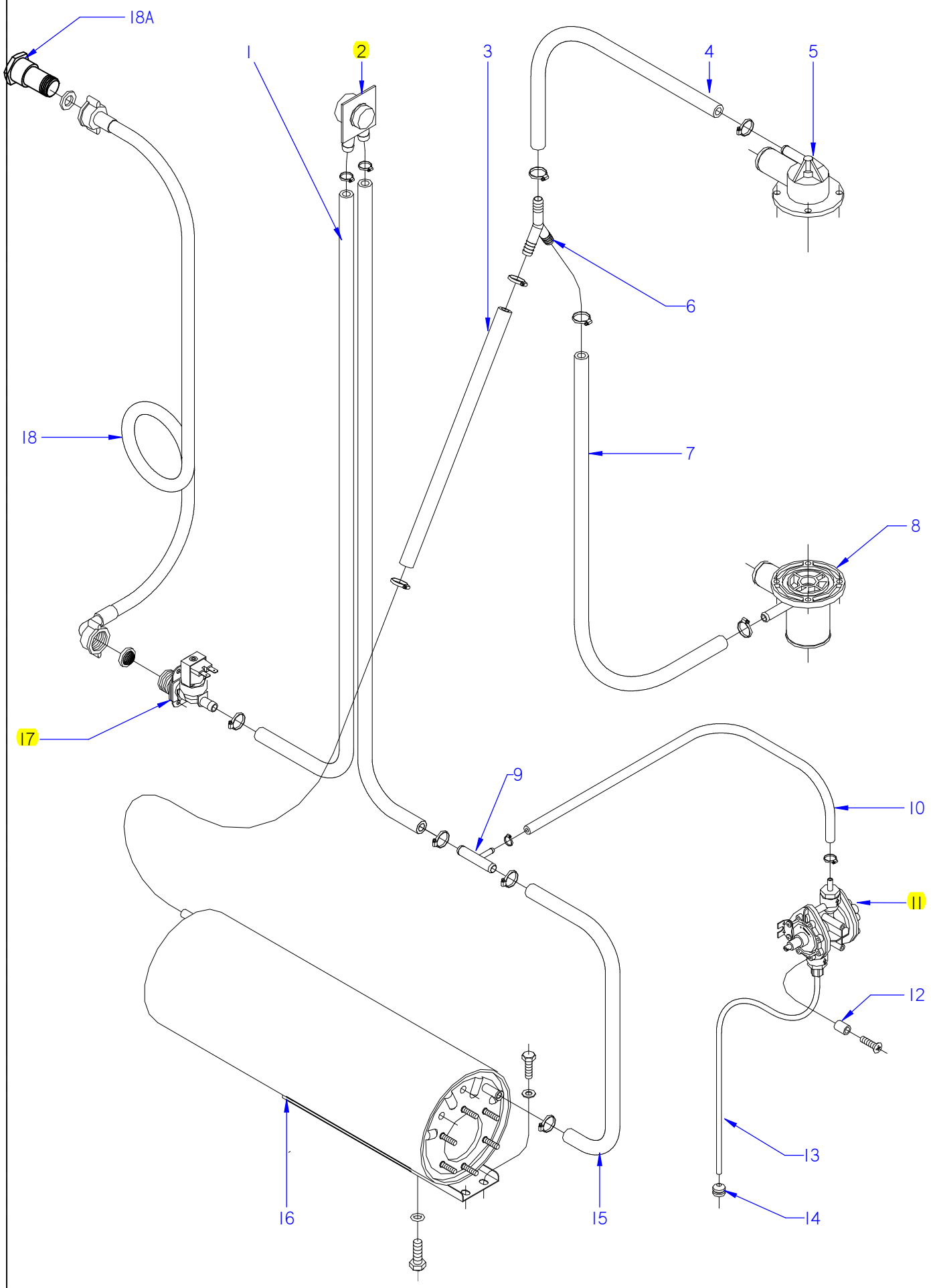

ITEM MARCADO EN COLOR = REPUESTO RECOMENDADO
COLOURED ITEM = RECOMMENDED SPARE PART

N plano	Firma	Fecha	Aparato		Lamina	
C-3174	Iban R.	2014-10	PARTE FUNCIONAL ACLARADO / RINSE FUNCTIONAL PART LAVAVAJILLAS EASY-500		7	asber

MOD.	LAVAVAJILLAS / DISWASHER	ZONA / ZONE	PARTE FUNCIONAL ACLARADO RINSE FUNCTIONAL PART	PLANO DIAGRAM	C-3174

ITEM	CODIGO CODE	DENOMINACION	NAME	EASY-500	EASY-500 B	EASY-500 DD	EASY-500HP					ELIMINADO ELIMINATED	INTRODUCID. INTRODUCED	NOTAS
1	11000083	TUBO GOMA NEGRA Ø 17*10	BLACK RUBBER PIPE Ø17*10	2	2	2	2							
	12010036	ABRAZADERA 12-20	CLAMP 12/20	4	4	4	4							
2	12024568	VALVULA ANTIRRETORNO	NON-RETURN VALVE	1	1	1	1							
	12010036	ABRAZADERA 12/20	CLAMP 12/20	2	2	2	2							
3	11000083	TUBO GOMA NEGRA Ø 17*10	BLACK RUBBER PIPE Ø17*10	1	1	1	1							
	12010036	ABRAZADERA 12-20	CLAMP 12/20	2	2	2	2							
4	11000083	TUBO GOMA NEGRA Ø 17*10	BLACK RUBBER PIPE Ø17*10	1	1	1	1							
	12010036	ABRAZADERA 12-20	CLAMP 12/20	2	2	2	2							
5	12024471	SOPORTE DISTRIB. SUPERIOR	UPPER DISTRIB. SUPPORT	1	1	1	1							
6	12023511	RACORD EN Y	Y CONNECTION	1	1	1	1							
7	11000083	TUBO GOMA NEGRA Ø 17*10	BLACK RUBBER PIPE Ø17*10	1	1	1	1							
	12010036	ABRAZADERA 12-20	CLAMP 12/20	1	1	1	1							
8	12023613	PASAMUROS	WALL BUSHING	1	1	1	1							
	12010036	ABRAZADERA 12-20	CLAMP 12/20	1	1	1	1							
9	12025288	TOMA PRESION	PRESSURE INTAKE	1	1	1	1							
10	11000070	TUBO GOMA NEGRO Ø 10,5*5	BLACK RUBBER PIPE Ø 10,5*5	1	1	1	1							
	12010047	ABRAZADERA 8-14L	CLAMP 8-14L	2	2	2	2							
11	12045206	DOSIFICADOR_ABRILLANTADOR_A	RINSE AID DISPENSER	1	1	1	1							
12	12024067	CASQUILLO	CASE	2	2	2	2							
	Q041324000	TORN. AVELLA. M4x25 H.ZINCADO	COUNTERSUNK BOLT M4x25	2	2	2	2							
13	12025178	CONDUCTO ABRILLANTADOR	POLISH DUCT	1	1	1	1							
14	12024353	PESO FILTRO	FILTER WEIGHT	1	1	1	1							
15	11000083	TUBO GOMA NEGRA Ø 17*10	BLACK RUBBER PIPE Ø17*10	1	1	1	1							
	12010036	ABRAZADERA 12-20	CLAMP 12/20	2	2	2	2							
16	12022943	CALDERIN COMPLETO	COMPL. BOILER	1	1	1	1							
	Q012063000	TORNIL. EXAGONAL M10x20 A.304	HEXAGONAL BOLT M10x20 A304	1	1	1	1							
	Q307048000	JUNTA TORICA Ø9.12X16.18X3.53	O-RING Ø9.12X16.18X3.53	1	1	1	1							
17	12025161	ELECTR. SIMP.220V COD.255.208	SIMPLE SOLENOID VALVE	1	1	1	1							
18	12024115	MANGUERA ENTRADA AGUA	WATER INTAKE HOSE	1	1	1	1							
18	12115397	MANGUERA ENTR. WATERMARK	WATERMARK INTAKE HOSE	1	1	1	1							IF WATERMARK
18A	12115508	VALVULA ANTIRR. WATERMARK	NON-RET. VALVE WATERMARK	1	1	1	1							IF WATERMARK

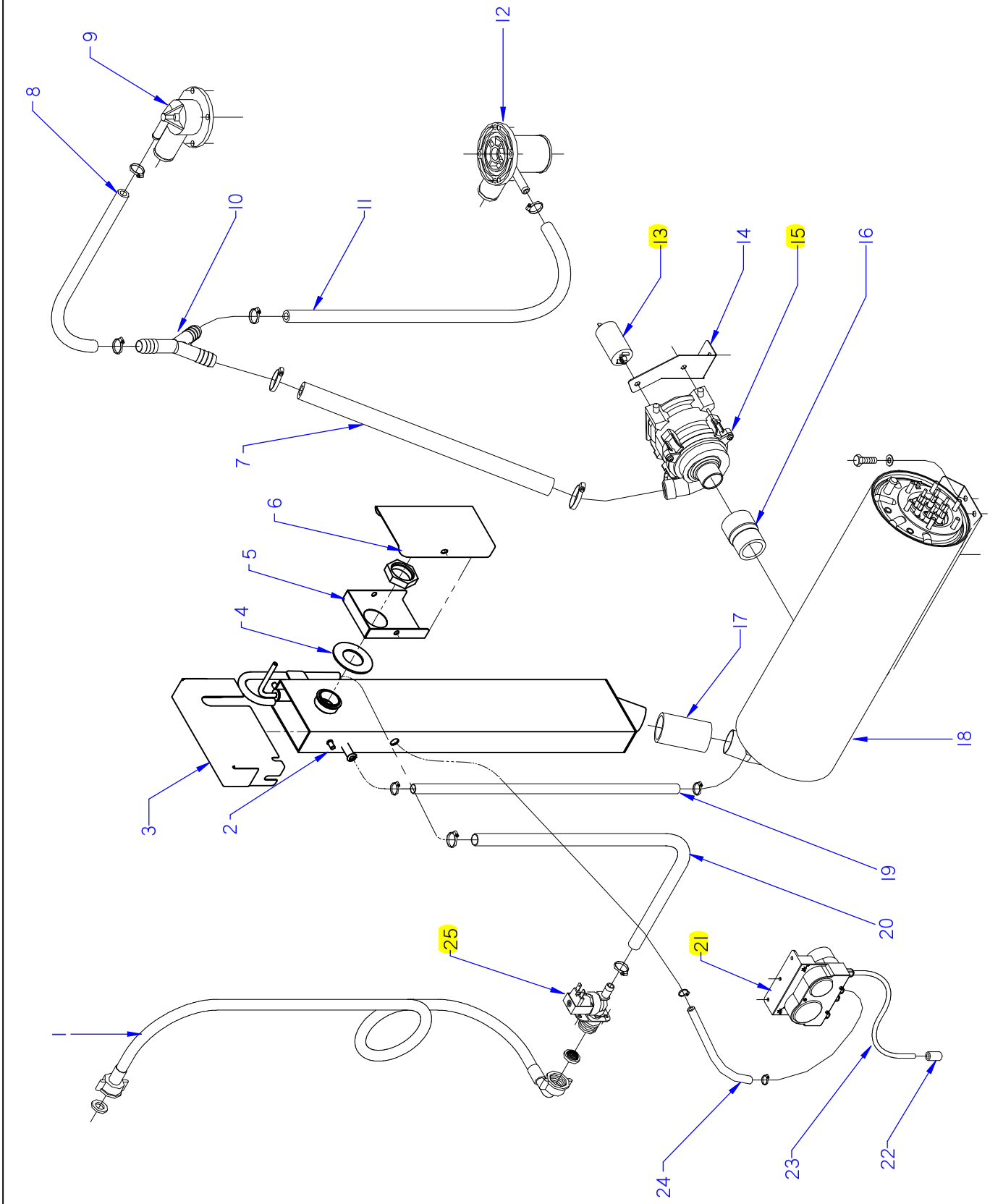

ITEM MARCADO EN COLOR = REPUESTO RECOMENDADO
COLOURED ITEM = RECOMMENDED SPARE PART

N plano	Firma	Fecha	Aparato	Lamina
C-3175	Irene Benito	2013-12	PARTE FUNCIONAL ACLARADO / RINSE FUNCTIONAL PART LAVAVAJILLAS EASY-500 HP W	8

asber

MOD.	LAVAVAJILLAS / DISWASHER	ZONA / ZONE	PARTE FUNCIONAL ACLARADO RINSE FUNCTIONAL PART	PLANO DIAGRAM	C-3175

ITEM	CODIGO CODE	DENOMINACION	NAME	EASY-500HP W B DD								ELIMINADO ELIMINATED	INTRODUCID. INTRODUCED	NOTAS
1	12024115	MANGUERA ENTRADA AGUA	WATER INTAKE HOSE	1										
2	12087160	DEPÓSITO COMPLETO	COMPLETE TANK	1										
3	12049938	TAPA INTERIOR DEPOSITO	TANK INNER COVER	1										
4	12023554	JUNTA RETENCION VAPORES	STEAM RETAINER SEAL	1										
5	12022376	CUBIERTA PASAMUROS INTER.	INTER. BUSHING COVER	1										
	12009831	CONTRATUERCA 1 LATON	COUNTERNUT 1 BRASS	1										
6	12022421	CUBIERTA PASAMUROS EXTER.	EXTER. BUSHING COVER	1										
	12009970	REMACHE EXAGONAL M5 INOX.	HEXAGONAL RIVET M5 INOX	2										
	12010242	TORNIL, APLASTADO M5x13 A304	FLAT HEADED BOLT M5x13 A304	2										
7	12023763	MANGUERA ENJUAGUE BOMBA	RINSE PUMP HOSE	1										
8	11000083	TUBO GOMA NEGRA Ø 17*10	BLACK RUBBER PIPE 17*10	1										
	12010036	ABRAZADERA 12-20	CLAMP 12-20	2										
9	12024471	SOPORTE DISTRIBUIDOR SUPER.	UPPER DISTRIB. SUPPORT	1										
10	12023511	RACORD EN Y	Y-CONNECTION	1										
11	11000083	TUBO GOMA NEGRA Ø 17*10	BLACK RUBBER PIPE 17*10	1										
	12010036	ABRAZADERA 12-20	CLAMP 12-20	2										
12	12023613	PASAMUROS	BUSHING	1										
13	12023600	CONDENSADOR 400V VDE	CONDENSER 400V VDE	1										
14	12022169	SOPORTE BOMBA HANNING	HANNING SUPPORT RINSE	1										
	12010163	REMACHE EXAGONAL M5	HEXAGONAL RIVET M5	4										
	12009944	ARANDELA A5	WASHER A5	2										
	12010238	TORNILLO EXAGONAL M5x10	HEXAGONAL BOLT M5x10	2										
15	12024233	BOMBA ACLARADO HANNING	RINSE PUMP	1										
16	12024437	MANGUITO REDUCCIÓN	REDUCTION HOSE	1										
17	12024439	MANGUITO CONEXIÓN	CONNECTION HOSE	1										
	12009986	ABRAZADERA 32-50 L	CLAMP 32-50 L	2										
18	12022973	CALDERIN COMPLETO BBT	COMPLETE DRUM BBT	1										
19	11000083	TUBO GOMA NEGRA Ø 17*10	BLACK RUBBER PIPE 17*10	1										
	12010036	ABRAZADERA 12-20	CLAMP 12-20	2										
20	11000083	TUBO GOMA NEGRA Ø 17*10	BLACK RUBBER PIPE 17*10	1										
	12010036	ABRAZADERA 12-20	CLAMP 12-20	2										

MOD.	LAVAVAJILLAS / DISWASHER	ZONA / ZONE	PARTE FUNCIONAL ACLARADO RINSE FUNCTIONAL PART	PLANO DIAGRAM	C-3175

ITEM	CODIGO CODE	DENOMINACION	NAME	EASY-500HP W B DD								ELIMINADO ELIMINATED	INTRODUCID. INTRODUCED	NOTAS
21	12024274	DOSIFICADOR DGTE ABRILLANT.	DETERGENT DISPENSER RINS.	1										
S/Nº	12024067	CASQUILLO	BUSHING	2										
	12010287	TORN. AVELLA. M4x25 H.ZINCADO	COUNTERSUNK NUT M4x25 H.ZIN	2										
22	12024353	PESO FILTRO	FILTER WEIGHT	1										
23	12024139	CONDUCT. ASPIRACIÓN AZKOYEN	DUCT INTAKE AZKOYEN	1										
24	11000148	CONDUCTO ABRILLAN. AZUL Ø 6X4	BLUE RINSE CONDUIT Ø 6X4	1										
25	12025161	ELECTROVAL. 230V AC 50/60Hz 1 A	SOLENOID VALVE 230V AC50/60	1										
	12044690	REGULADOR DE CAUDAL 10L	FLOW REGULATOR 10L	1										
	12096626	REGULADOR 8 L NARANJA	ORANGE REGULATOR 8L	1										

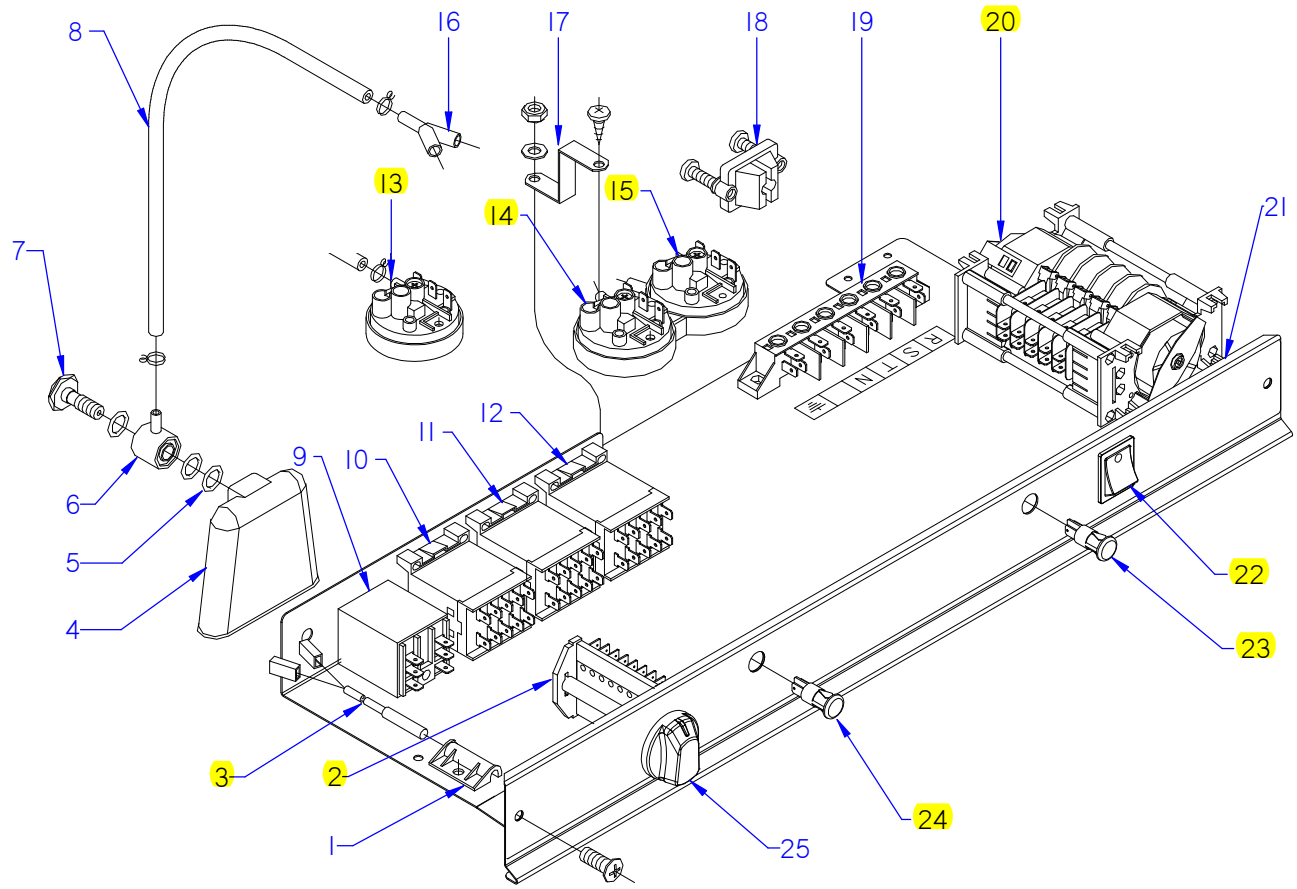

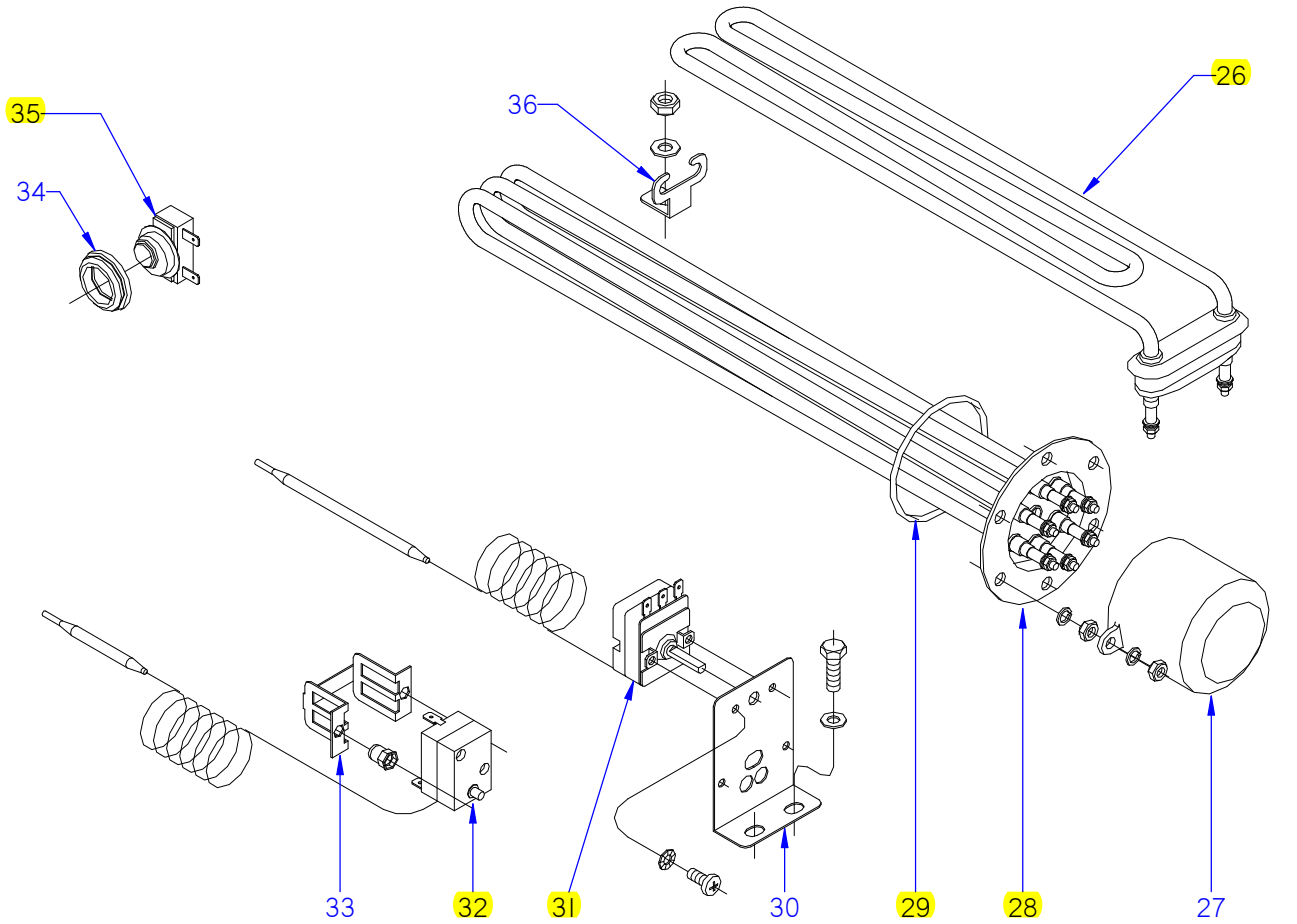

ITEM MARCADO EN COLOR = REPUESTO RECOMENDADO
COLOURED ITEM = RECOMMENDED SPARE PART

N plano	Firma	Fecha	Aparato		Lamina	
C-3176	Jaime Benito	2013-12	PARTE FUNCIONAL ELECTRICA / ELECTRICS FUNCTIONAL PART LAVAVAJILLAS EASY-500		9	asber

MOD.	LAVAVAJILLAS / DISWASHER	ZONA / ZONE	PARTE FUNCIONAL ELECTRICA ELECTRICS FUNCTIONAL PART	PLANO DIAGRAM	C-3176

ITEM	CODIGO REFERENCE	DENOMINACION	DENOMINATION	EASY-500	EASY-500 B	EASY-500 DD	EASY-500HP	EASY-500HP W B DD				ELIMINADO ELIMINATED	INTRODUCID. INTRODUCED	NOTAS
1	12024066	AMARRE INTERRUP. MAGNETICO	MAGNETIC SWITCH FASTENER	1	1	1	1	1						
	Q152004000	TORNIL, APLASTADO M5x13 A304	FLAT HEADED BOLT M5x13 A304	1	1	1	1	1						
	Q232030000	ARANDELA A5	WASHER A5	1	1	1	1	1						
	Q162030000	TUERCA EXAGONAL M5	HEXAGONAL NUT M5	1	1	1	1	1						
2	12024445	CONMUTADOR DE FUNCIONES	FUNCTIONS SWITCH	1	1	1	1	1						
3	12024477	INTERRUPTOR MAGNETICO	MAGNETIC SWITCH	1	1	1	1	1						
4	12024350	CAMARA PRESOSTATO	PRESSURE SWITCH	1	1	1	1	1						
5	12009873	JUNTA TORICA 16.01X10.77X2.62	O-RING 16.01X10.77X2.62	3	3	3	3	3						
6	12024157	EMPALME PRESOSTATO	PRESSURE SWITCH CONNEX	1	1	1	1	1						
7	12024222	TORNILLO PRESOSTATO	PRESSURE SWITCH BOLT	1	1	1	1	1						
8	11000066	TUBO GOMA NEGRO Ø 8*4	BLACK RUBBER PIPE Ø 8*4	1	1	1	1	1						
	12023707	BRIDA ELASTICA TUBO	ELASTIC PIPE FLANGE	2	2	2	2	2						
9	12023706	RELE 230V. 16A 50-60 HZ	RELAY 230V. 16A 50-60 HZ	1	1	1	1	1						
	Q162050000	TUERCA EXAGONAL M8x1 INOX.	HEXAGONAL NUT M8x1 INOX.	1	1	1	1	1						
	Q261050000	ARANDELA MUELLE A8	WASHER A8	1	1	1	1	1						
10	12024040	CONTACTOR 230 V. 50-60 HZ 20A	CONTACTOR 230 V 50-60HZ 20A	2	2	2	1	1						
11	12024011	CONTACTOR 230 V. 50-60 HZ 16A	CONTACTOR 230 V 50-60HZ 16A	_	_	_	2	1						
12	12024012	CONTACTOR 230V AC 50/60Hz16A	CONTACTOR 230V AC 50/60Hz	_	_	_	_	1						
13	12024269	PRESOSTATO TRIPLE 9,50-15bar	TRIPLE PRESSURE SWITCH	_	_	_		1						
14	12023802	PRESOSTATO SIMPLE 2-4,00bar	SIMPLE PRESSURE SWITCH	1	1	1	1	1						
15	12023805	PRESOSTATO SIMPLE 7,50-9,50bar	SIMPLE PRESSURE SWITCH	_	1	_		1						
16	12023510	RACORD EN Y	Y-CONNECTION	_	1	_	_	1						
17	12023163	SOPORTE PRESOSTATO	PRESSURE SWITCH SUPPORT	1	1	1	1	1						
	Q082032000	TORNILLO ALOMADO BZ-3,5X9,5	CURVED SCREW BZ-3.5x9.5	1	1	1	1	1						
	Q232030000	ARANDELA A5	WASHER A5	1	1	1	1	1						
	Q162030000	TUERCA EXAGONAL M5	HEXAGONAL NUT M5	1	1	1	1	1						
18	12024230	RETENEDOR DE CABLE	CABLE HOLDER	1	1	1	1	1						
19	12025183	REGLETA AUXILIAR FV-122	AUXILIARY TERMINAL STRIP FV-1	1	1	1	1	1						
	Q152004000	TORNILLO APLASTADO M5x13	FLAT HEAD SCREW M5X13	2	2	2	2	2						
	Q232030000	ARANDELA A5	WASHER A5	2	2	2	2	2						
	Q162030000	TUERCA EXAGONAL M5	HEXAGONAL NUT M5	2	2	2	2	2						

MOD.	LAVAVAJILLAS / DISWASHER	ZONA / ZONE	PARTE FUNCIONAL ELECTRICA ELECTRICS FUNCTIONAL PART	PLANO DIAGRAM	C-3176

ITEM	CODIGO REFERENCE	DENOMINACION	DENOMINATION	EASY-500	EASY-500 B	EASY-500 DD	EASY-500HP	EASY-500HP W B DD				ELIMINADO ELIMINATED	INTRODUCID. INTRODUCED	NOTAS
20	12024873	PROGRAMADOR CICLO	CYCLE PROGRAMMER	1	1	1	_	_						
20	12024177	PROGRAMADOR 230V AC 50Hz 16	PROGRAMMER 230V AC 50Hz 16	_	_	_	1	_						
20	12024204	PROGRAMADOR CICLO (5 levas)	CYCLE PROGRAMMER	_	_	_	_	1						
	12024067	CASQUILLO	BUSHING	2	2	2	2	2						
21	12022667	FRENTE EXTRAIBLE ASPES	COMPLETE FRONT	1	1	1	1	1						
S/Nº	12049906	EMBELL. ADHESIVO ASBER EASY	ADHESIVE TRIM ASBER EASY	1	1	1	1	1						
	Q152004000	TORNILLO APLASTADO M5x13	FLAT HEADED BOLT M5x13 A304	2	2	2	2	2						
22	12039115	PULSADOR 250V AC 16A 2vía 1po	BUTTON 250V AC 16A 2vía 1pos	1	1	1	1	1						
23	12024254	PILOTO AMBAR 41227000A4	AMBER PILOT 41227000A4	1	1	1	1	1						
24	12025211	PILOTO VERDE 41227000C7	GREEN PILOT 41227000C7	1	1	1	1	1						
25	12088623	BOTON DE MANDO EASY-500	CONTROL BUTTON EASY-500	1	1	1	_	_						
25	12088617	BOTON DE MANDO EASY-500HP	CONTROL BUTTON EASY-500HP	_	_	_	1	_						
25	12088615	BOTON DE MANDO EASY-500HP B	CONTROL BUTTON EASY500HPB	_	_	_	_	1						
26	12024645	RESISTENCIA TANQUE	TANK RESISTOR	1	1	1	1	1						
27	12024282	CAPERUZA RESISTEN. CALDERIN	DRUM RESIST. CAP	1	1	1	1	1						
	Q163140000	TUERCA EXAGONAL M6 LATON	HEXAGONAL NUT M6 BRASS	2	2	2	2	2						
	Q163140000	TUERCA EXAGONAL M6 LATON	HEXAGONAL NUT M6 BRASS	2	2	2	2	2						
	Q012031000	TORNIL. EXAGONAL M5x10 A.304	HEXAGONAL BOLT M5X10 A.304	2	2	2	2	2						
	Q232030000	ARANDELA A5	WASHER A5	2	2	2	2	2						
28	12024683	RESISTENCIA CALDERIN	DRUM RESISTOR	1	1	1	_	_						
28	12024732	RESISTENCIA CALDERIN	DRUM RESISTOR	_	_	_	1	1						
	Q221305000	TUERCA EX.AUTO M4 ZINCADA	HEXAGONAL NUT M4	6	6	6	6	6						
	Q163140000	TUERCA EXAGONAL M6 LATON	HEXAGONAL NUT M6 BRASS	6	6	6	6	6						
	Q262040000	ARANDELA GROW. A6 A.304	WASHER GROW. A6 A.304	6	6	6	6	6						
29	12010051	JUNTA TORICA AN-36 282333	O-RING AN-36 282333	1	1	1	1	1						
30	12022224	SOPORTE TERMOSTATOS	THERMOSTAT SUPPORT	1	1	1	1	1						
	Q012031000	TORNIL. EXAGONAL M5X10 A.304	HEXAGONAL BOLT M5X10 A.304	2	2	2	2	2						
	Q232030000	ARANDELA A5	WASHER A5	2	2	2	2	2						
31	12040858	TERMOSTATO CALDERIN	WASH DRUM THERMOSTAT	1	1	1	1	1						
32	12023830	LIMITADOR TECASA P.	LIMITER TECASA P.	1	1	1	1	1						

MOD.	LAVAVAJILLAS / DISWASHER	ZONA / ZONE	PARTE FUNCIONAL ELECTRICA ELECTRICS FUNCTIONAL PART	PLANO DIAGRAM	C-3176

ITEM	CODIGO REFERENCE	DENOMINACION	DENOMINATION	EASY-500	EASY-500 B	EASY-500 DD	EASY-500HP	EASY-500HP W B DD				ELIMINADO ELIMINATED	INTRODUCID. INTRODUCED	NOTAS
33	12022151	AMARRE LIMITADOR TECASA	LIMITER FASTENING TECASA	1	1	1	1	1						
	Q221341000	REMACHE EXAGONAL M4	HEXAGONAL RIVET M4	2	2	2	2	2						
	Q152024000	TORNIL. AVELLANADO M4X8 A304	COUNTERSUNK BOLT M4X8 A304	2	2	2	2	2						
34	12024049	SOPORTE TERMOSTATO 1001713	THERMOSTAT SUPPORT 1001713	1	1	1	1	1						
35	12023708	TERMOSTATO DOBLE	DOUBLE THERMOSTAT	1	1	1	1	1						
36	12022859	SOPORTE RESISTENCIA TANQUE	TANK RESISTOR SUPPORT	1	1	1	1	1						
	Q232040000	ARANDELA A6	WASHER A6	1	1	1	1	1						
	Q162040000	TUERCA EXAGONAL M6	HEXAGONAL NUT M6	1	1	1	1	1						

MOD.	LAVAVAJILLAS / DISWASHER	ZONA / ZONE	VARIOS / MISCELLANEOUS	PLANO DIAGRAM	

ITEM	CODIGO REFERENCE	DENOMINACION	DENOMINATION	EASY-500	EASY-500 B	EASY-500 DD	EASY-500HP	EASY-500HP W B DD				ELIMINADO ELIMINATED	INTRODUCID. INTRODUCED	NOTAS
	12049932	FOLLETO INSTRUC. ASBER EASY	INSTRUC. LEAFLET ASBER EASY	1	1	1	1	1						
	12095833	ESQUEMA TEORI. ASBER EASY 50	THEOR. DIAGRAM ASBER EASY 5	1	1	1	_	_						
	12022104	ESQUEMA TEORICO FI-64B	THEOR. DIAGRAM ASBER FI-64B				1	_						
	12022106	ESQUEMA TEORICO FI-64 CLINIC	THEOR. DIAGRAM FI-64 CLINIC	_	_	_	_	1						
	12095807	PLANO DE MONTAJE EASY 500	ASSEMBLY PLAN EASY 500	1	1	1	_	_						
	12004619	PLANO MONTAJE FI-64 B	ASSEMBLY PLAN FI-64 B	_	_	_	1	_						
	12023145	PLANO MONTAJE FI-64 CLINIC	ASSEMBLY PLAN FI-64 CLINIC	_	_	_	_	1						
	12024701	INSTALACION ELECTRICA FI-30	ELECTRIC INSTALLATION FI-30	1	1	1	_	_						
	12024728	INSTALACION ELECTRICA FI-64B	ELECTRIC INSTALLATION FI-64B	_	_	_	1	1						
	12024498	CABLEADO FI-64B	WIRING FI-64B	1	1	1	1	_						
	12024314	CABLEADO DOSIFICADOR DTGTE	WIRE FEEDER DETERGENT	1	1	1	1	_						
	12023913	CABLE DE ALIMENTACION	POWER WIRING	1	1	1	_	_						
	12024651	CABLEADO MANGUERA-4X2.5MM2	WIRING HOSE 4X2.5MM2	_	_	_	1	1						
	12023990	CABLEADO HY-BBT48-64	WIRING HY-BBT48-64	_	_	_	_	1						
	12022100	LEYENDA LAVJLL APERTURA FRO	LEGEND FRONT LOADING DISH.	1	1	1	1	1						

EASY 500, B, DD

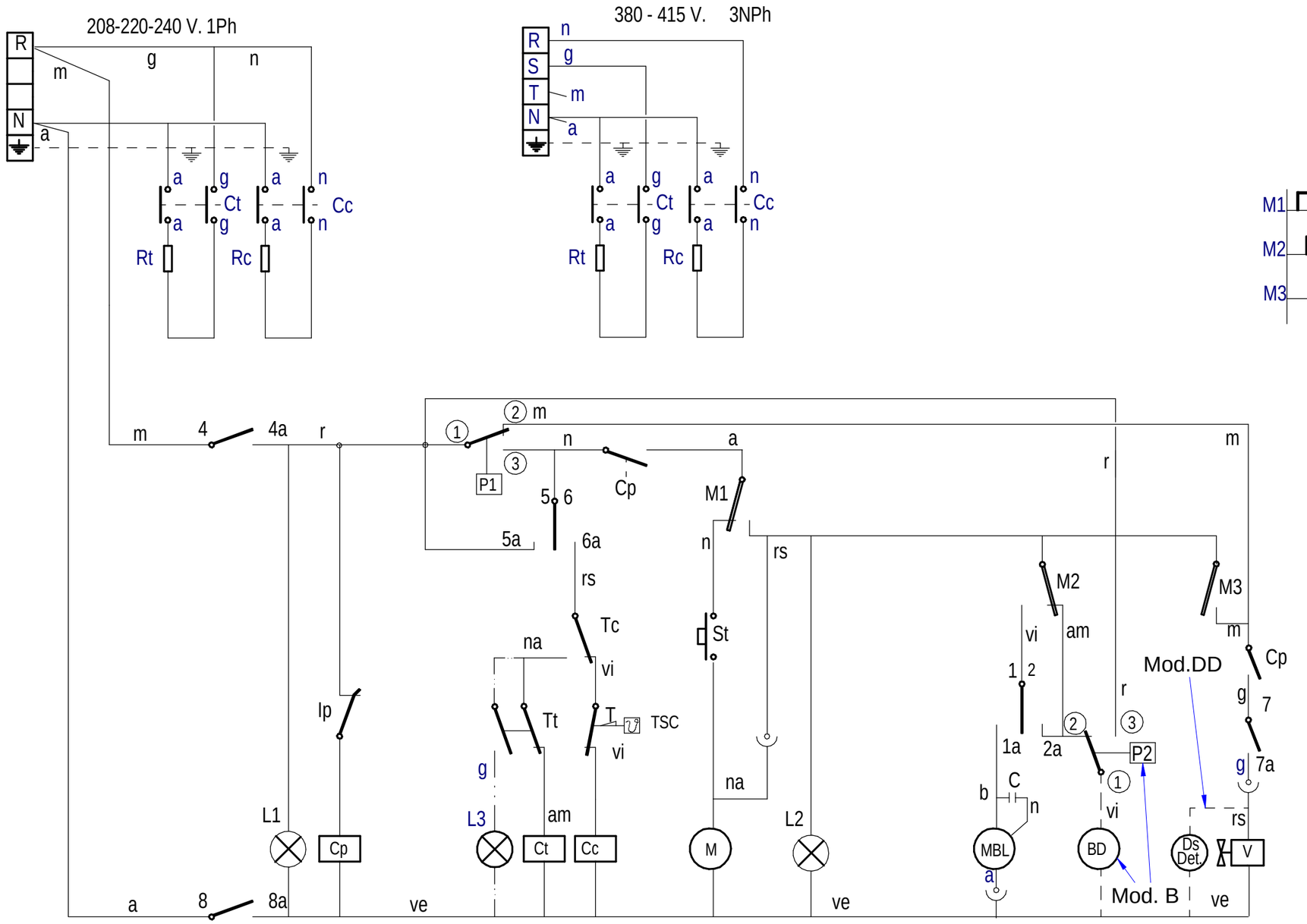

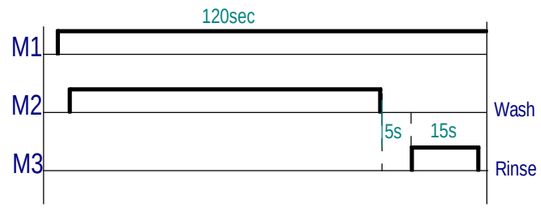

I G	1 — 2		3	4 — 5		6	7	8
	1a	2a	3a	4a	5a	6a	7a	8a
		X		X	X			X
0								
120	X		X	X		X	X	X
	X			X		X	X	X

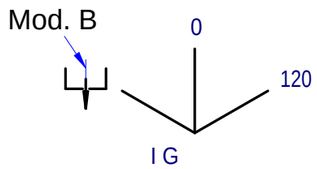

12095833

-	Esquema Teorico Asber Easy 500 B	-	12095833	Error: Sin referencia	Error: Sin referencia
Nº	TITLE	QTY	CODE	MATERIAL	TREATMENT

GENERAL TOLERANCES: ISO 2768-1 Very Coarse

LINEAR	Fine	Medium	Coarse	Very Coarse
<3mm	±0.05	±0.10		±0.15
3-6mm	±0.05	±0.10		±0.20
6-30mm	±0.10	±0.20		±0.50
30-120mm	±0.15	±0.30		±0.80
120-400mm	±0.20	±0.50		±1.20
400-1000mm	±0.30	±0.80		±2.00
1000-2000mm	±0.50	±1.20		±3.00

ANGULAR	Fine	Medium	Coarse	Very Coarse
<10mm	±1º		±1º30'	±3º
10-50mm	±30'		±1º	±2º
50-120mm	±20'		±30'	±1º
120-400mm	±10'		±15'	±30'
>400mm	±5'		±10'	±20'

GENERAL TOLERANCE FOR FORM AND POSITION: ISO 2768-2

LAVAVAJILLAS

DESIGNED BY	VALIDATED BY	DATE
Error: Sin referencia	X.Iruretagoyena	04.10.2013

SHEET FORMAT:	A3
DESING CENTER:	ONA
MAT STATUS:	
DOC STATUS:	Error: Sin
SHEET:	1 / 1
SCALE:	1:1

12095833

REVISION

Error: Sin referencia

Error: Sin referencia

PROPOSED BY: Error: Sin referencia ISSUE DATE:

FI-64 B, FI-64C, MLV-50 TB, Easy 500 HP, B, DD

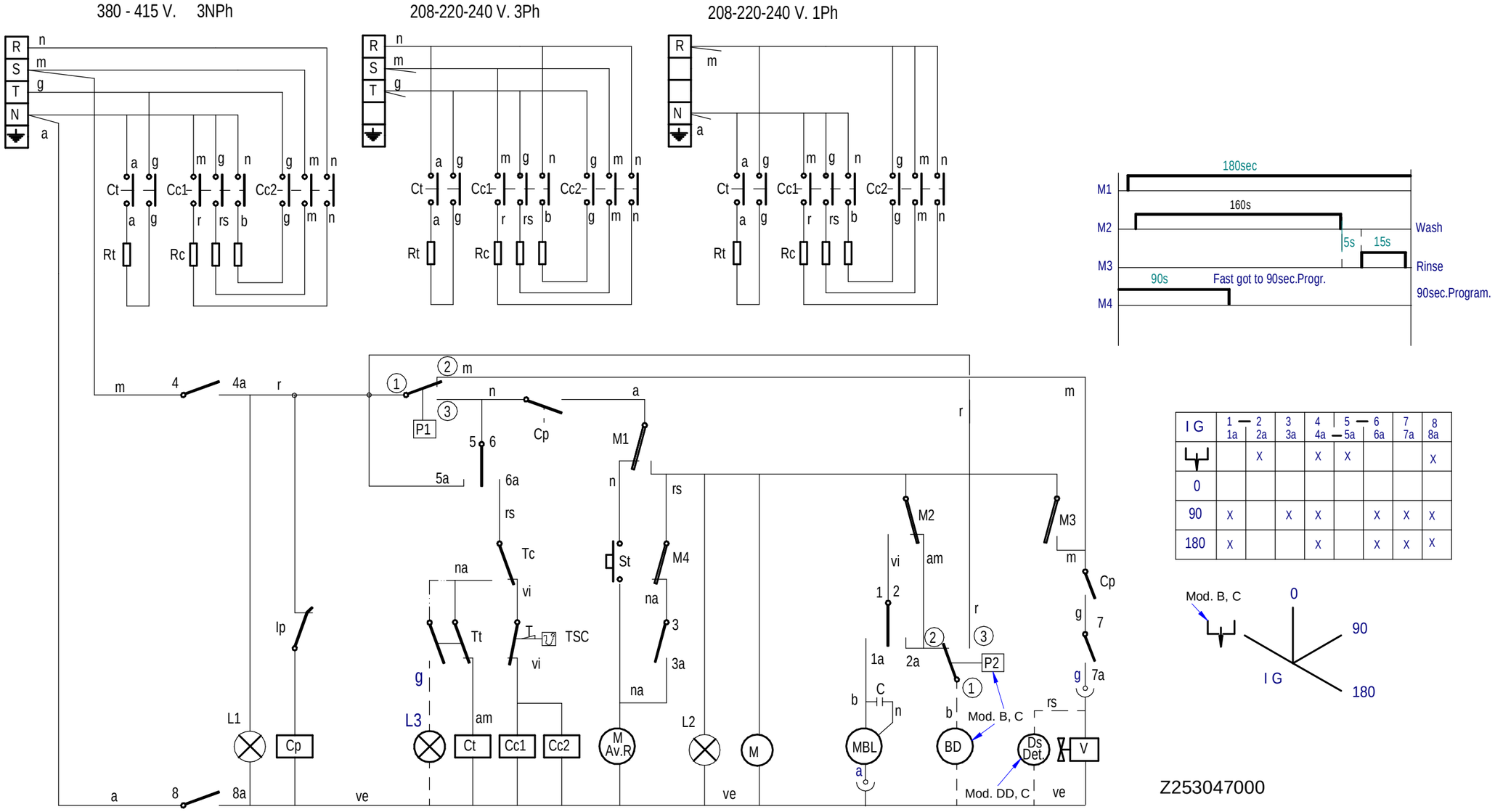

I G	1 — 1a	2 2a	3 3a	4 4a	5 — 5a	6 6a	7 7a	8 8a
		X		X	X			X
0								
90	X		X	X		X	X	X
180	X			X		X	X	X

Z253047000

	Esquema Teorico FI-64B		Z253047000		
Nº	Pieza	Material	Nº Clasificacion	Acabado	
Nº	Modificacion	Propuesta de	Fecha	Tolerancias generales	
1	MLV-50 TB BERTSIOA SARTU	rbenito	2007-05-02		
2	P2 eta BD konektatzen duen kablearen kolorea aldatuta (vi ==> b)	e.carrascal	2007-10-23	<5±	50—100± :
3	FI-64C modeloa sartu	scaro	2008-03-11	5 —25± :	>100±
				25 —50± :	∝±

	Firma	Fecha
Dibujado	M.Maillo	07-10-2005
Proyectado	M.Maillo	07-10-2005
Comprobado	ENERITZ	07-10-2005
Escala		

Mecanizado superficial

LAVAVAJILLAS

Plano numero HC-17893-3

Sustituye al N°

Sustituido por

Plano hau ez daiteke erabil ezberrizta gure baimenitzgabe

FI-64 CLINIC, FI-64B B-T

380 - 415 V. 3NPh

208-220-240 V. 3Ph

208-220-240 V. 1Ph

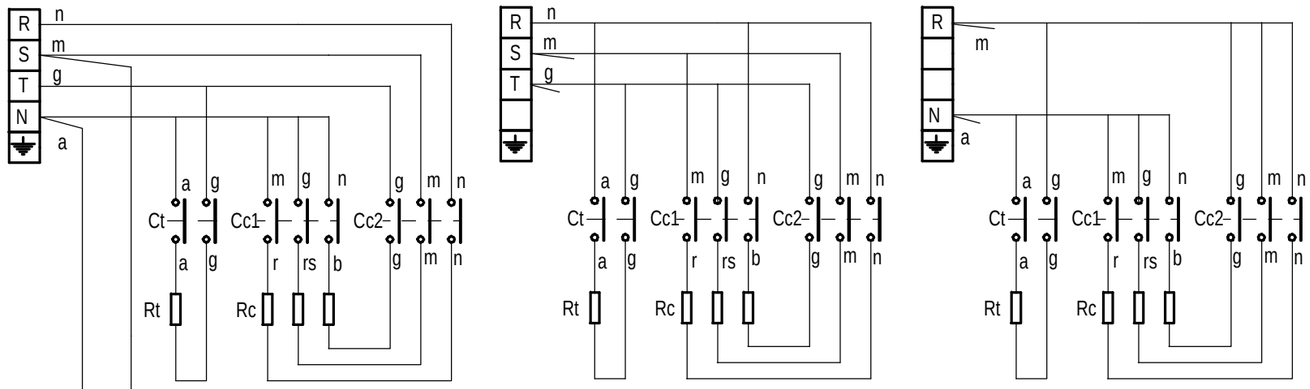

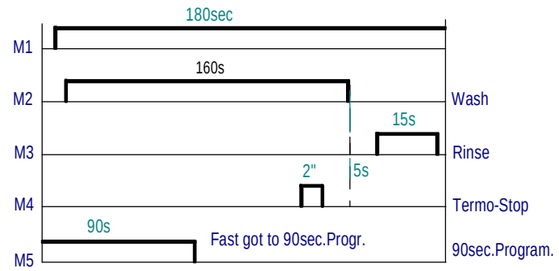

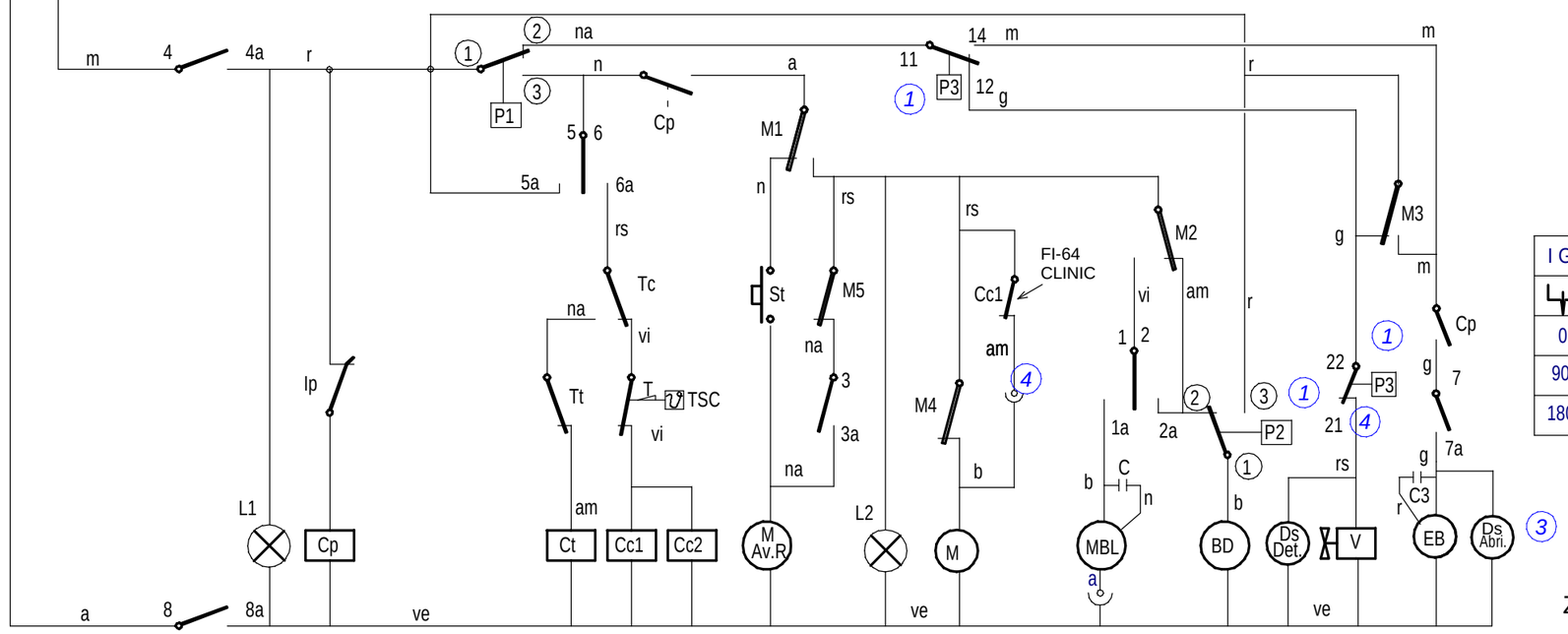

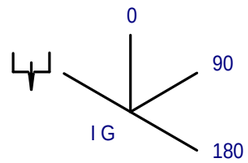

I G	1 — 2 1a 2a	3 3a	4 4a	5 — 6 5a 6a	7 7a	8 8a
	X		X	X		X
0						
90	X	X	X		X	X	X
180	X		X		X	X	X

Z257414000

	Esquema Teorico FI-64 CLINIC		Z257414000		
Nº	Pieza	Material	Nº Clasificacion	Acabado	
Nº	Modificacion	Propuesta de	Fecha	Tolerancias generales	
1	Se sustituyen P3, P4 y P5 por el triple presostato P3	Malbes	22-06-2007	<5±	50—100± :
2	P2 eta BD konektatzen duen kablearen kolorea aldatuta	ecarrascal	2007-10-23	5 —25± :	>100±
3	Introducir bomba peristaltica doble y cableado Z208917	Malbes	20-01-2008	25 —50± :	±'
4	Sustituir nivel 5 por 4 y puentear nivel 4	Malbes	20-01-2008		

	Firma	Fecha
Dibujado	M.Maillo	07-10-2005
Proyectado	M.Maillo	07-10-2005
Comprobado		07-10-2005
Escala		

LAVAVAJILLAS

Plano hau ez daiteke erabil ezberrizta gure baimenitzgabe

Mecanizado superficial

Plano numero

HC-17888-04

Sustituye al N°

Sustituido por

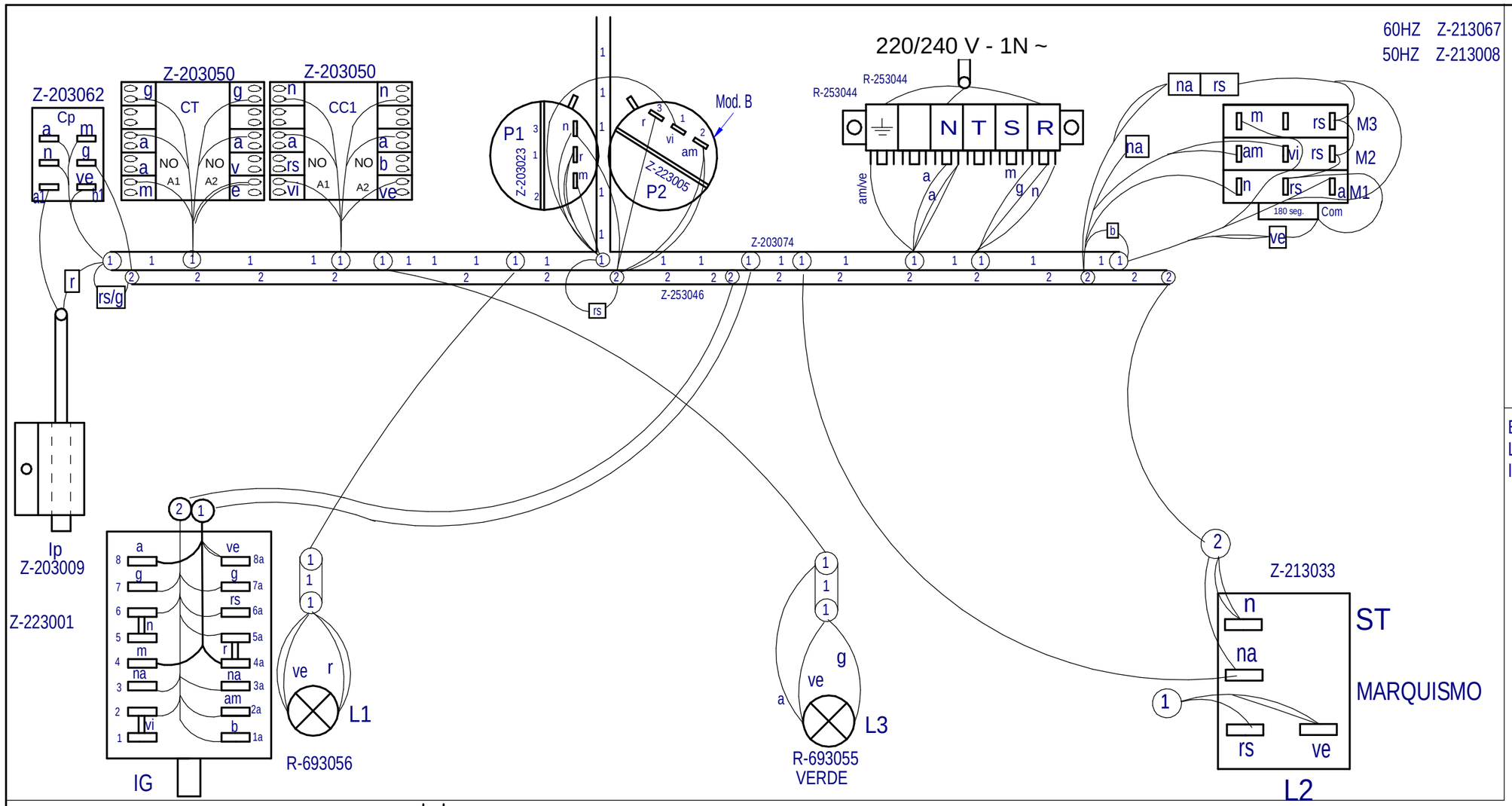

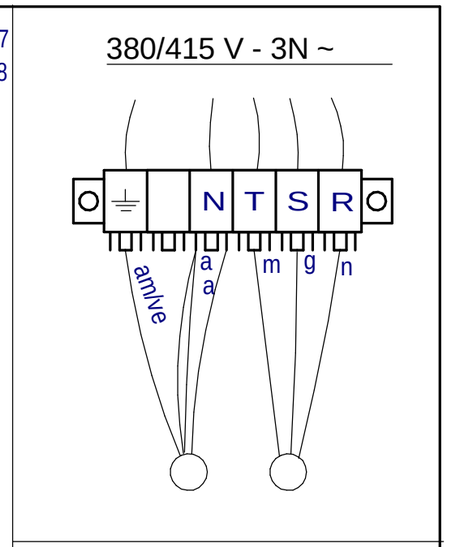

ESQUEMA TEORICO Z-223057
LEYENDA Z-243051
INDICADOR DE COMPONENTES Z-713034

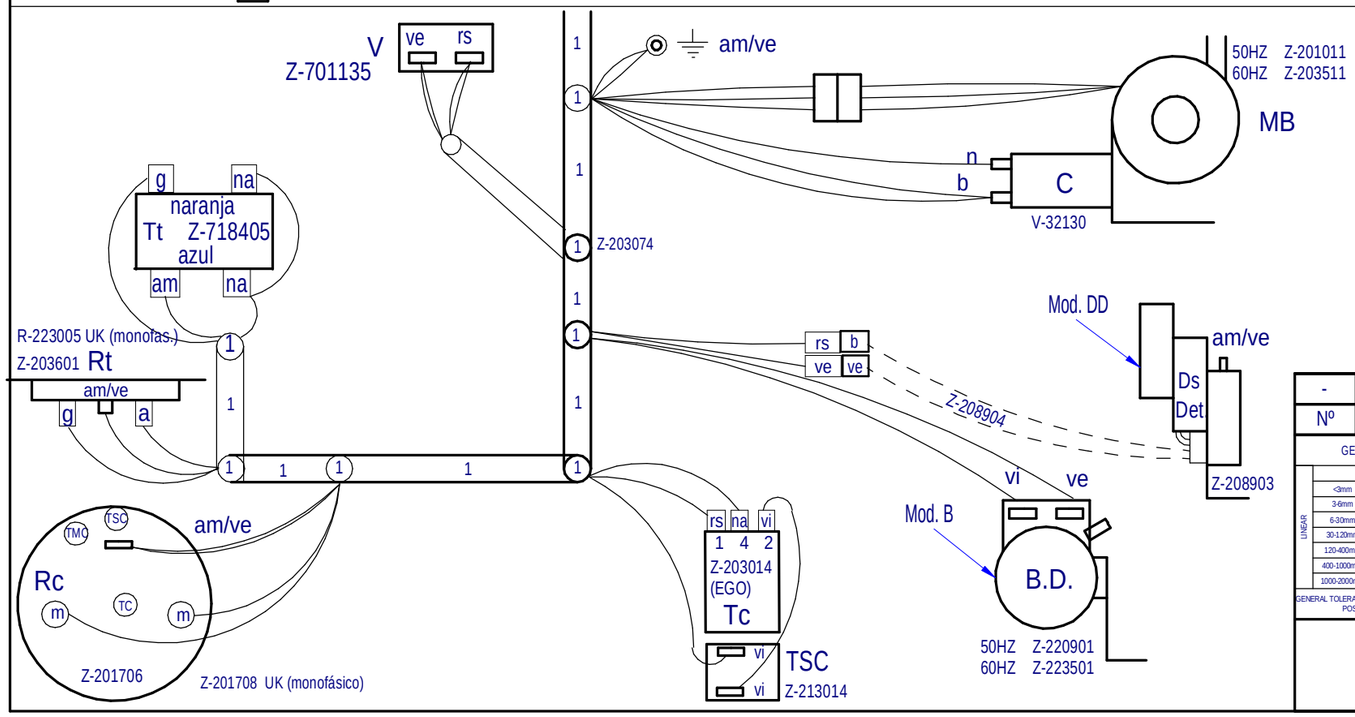

Nota: Todos los Cables Hembra que queden sin conectar, se les colcara una Funda macho Q-578006.

Note: All female wires unconnected, place a male Cover Q-578006

Nº	TITLE	QTY	CODE	MATERIAL	TREATMENT
-	Plano Montaje Asber Easy 500 B	-	12095807	Error: Sin referencia	Error: Sin referencia

GENERAL TOLERANCES: ISO 2768-1 Very Coarse

LINEAR	Fine	Medium	Coarse	Very Coarse
<3mm	±0.05	±0.10	±0.15	
3-6mm	±0.05	±0.10	±0.20	
6-30mm	±0.10	±0.20	±0.50	
30-120mm	±0.15	±0.30	±0.80	
120-400mm	±0.20	±0.50	±1.20	
400-1000mm	±0.30	±0.80	±2.00	
1000-2000mm	±0.50	±1.20	±3.00	

ANGULAR	Fine	Medium	Coarse	Very Coarse
<10mm	±1°		±1°30'	±3°
10-50mm	±30'		±1°	±2°
50-120mm	±20'		±30'	±1°
120-400mm	±10'		±15'	±30'
>400mm	±5'		±10'	±20'

GENERAL TOLERANCE FOR FORM AND POSITION: ISO 2768-2

LAVAVAJILLAS

DESIGNED BY	VALIDATED BY	DATE
Error: Sin referencia	X.Iruretagoyena	03.10.2013

SHEET FORMAT:	A3
DESING CENTER:	ONA
MAT STATUS:	
DOC STATUS:	Error: Sin
SHEET:	1 / 1
SCALE:	1:1

12095807

REVISION

Error: Sin referencia

PROPOSED BY: Error: Sin referencia

ISSUE DATE:

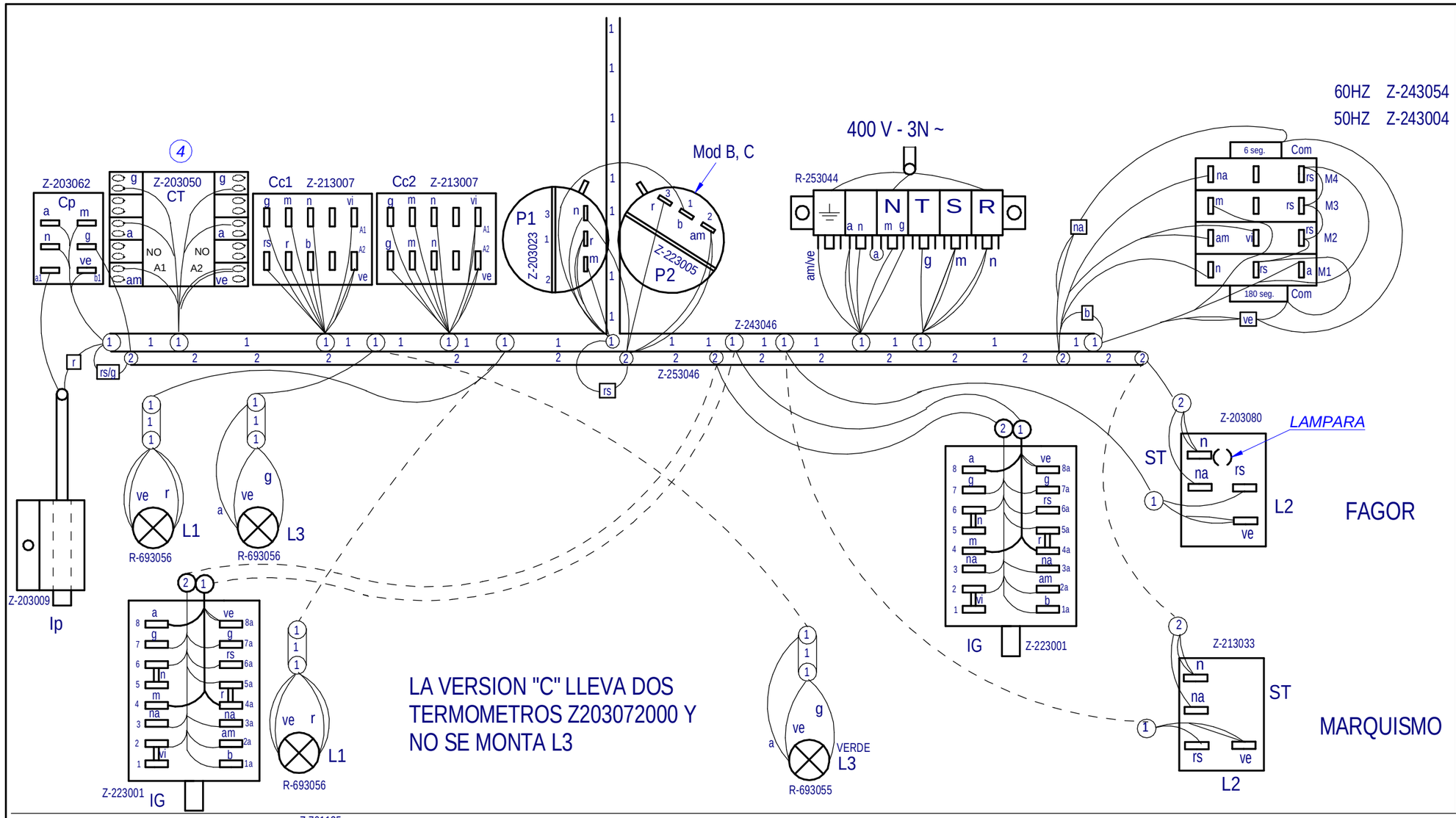

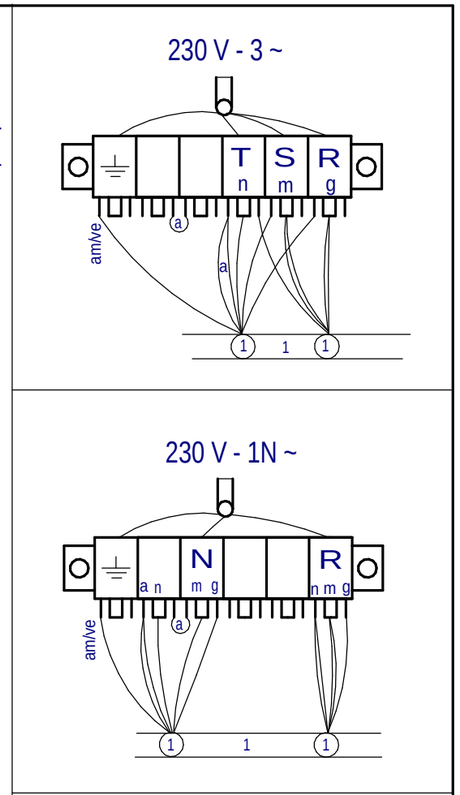

ESQUEMA TEORICO	Z-253047
LEYENDA	Z-243051
INDICADOR DE COMPONENTES	Z-713034

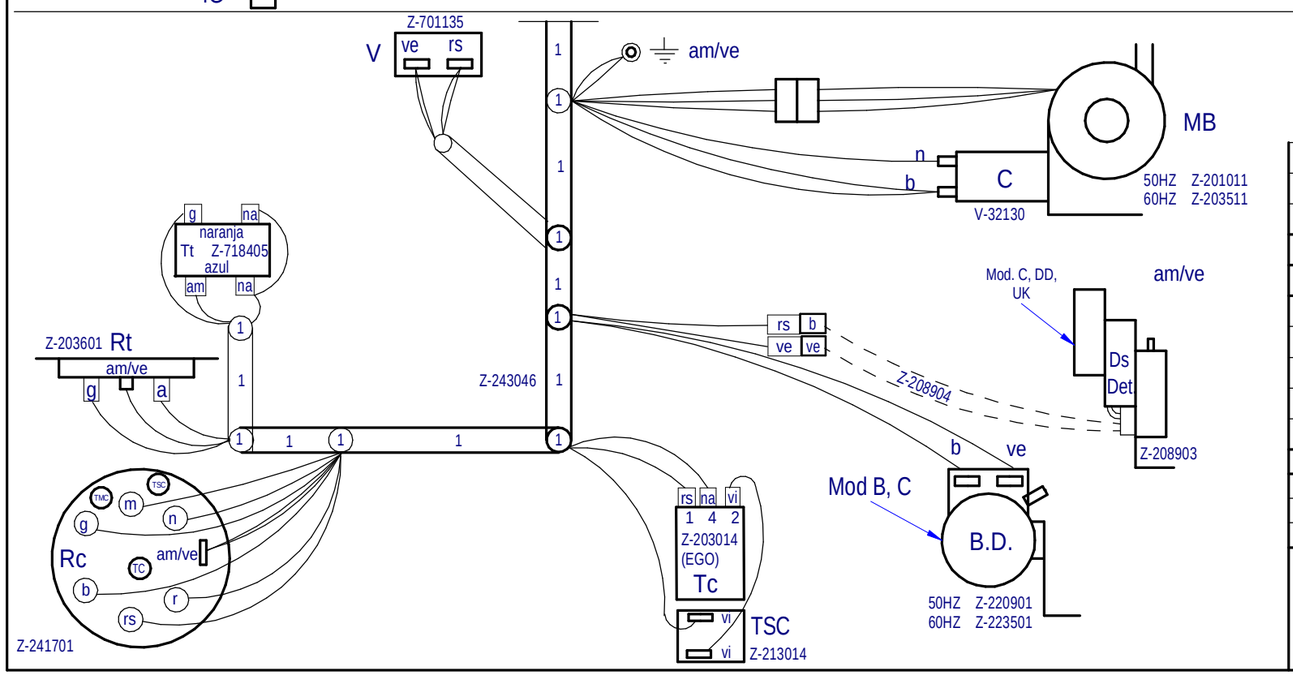

	Plano Montaje FI-64 B, C, DD,		Z253048000		
Nº	Pieza	Material	Nº Clasificacion	Acabado	
Nº	Modificacion	Propuesta de	Fecha	Tolerancias generales	
1	Correccion en nueva estetica Fagor	scaro	2006-11-30	<5±	50-100± :
2	P2 eta BD konektatzen duen kablearen kolorea aldatuta (vi ==> b)	ecarrascal	2007-10-23	5-25± :	>100±
3	FI-64C modeloa sartu	scaro	2008-03-11	25-50± :	∝±
4	Aldatu tankeko kontaktorea Z213007 --> Z203050	scaro	2008-11-01		

	Firma	Fecha
Dibujado	M.Maillo	07-10-2005
Proyectado	M.Maillo	07-10-2005
Comprobado	ENERITZ	07-10-2005
Escala		

Mecanizado superficial

LAVAVAJILLAS

Plano numero
HC-17898 -4

Sustituye al N°

Sustituido por

Plano hau ez daiteke erabil ezberrizta gure baimenitzgabe

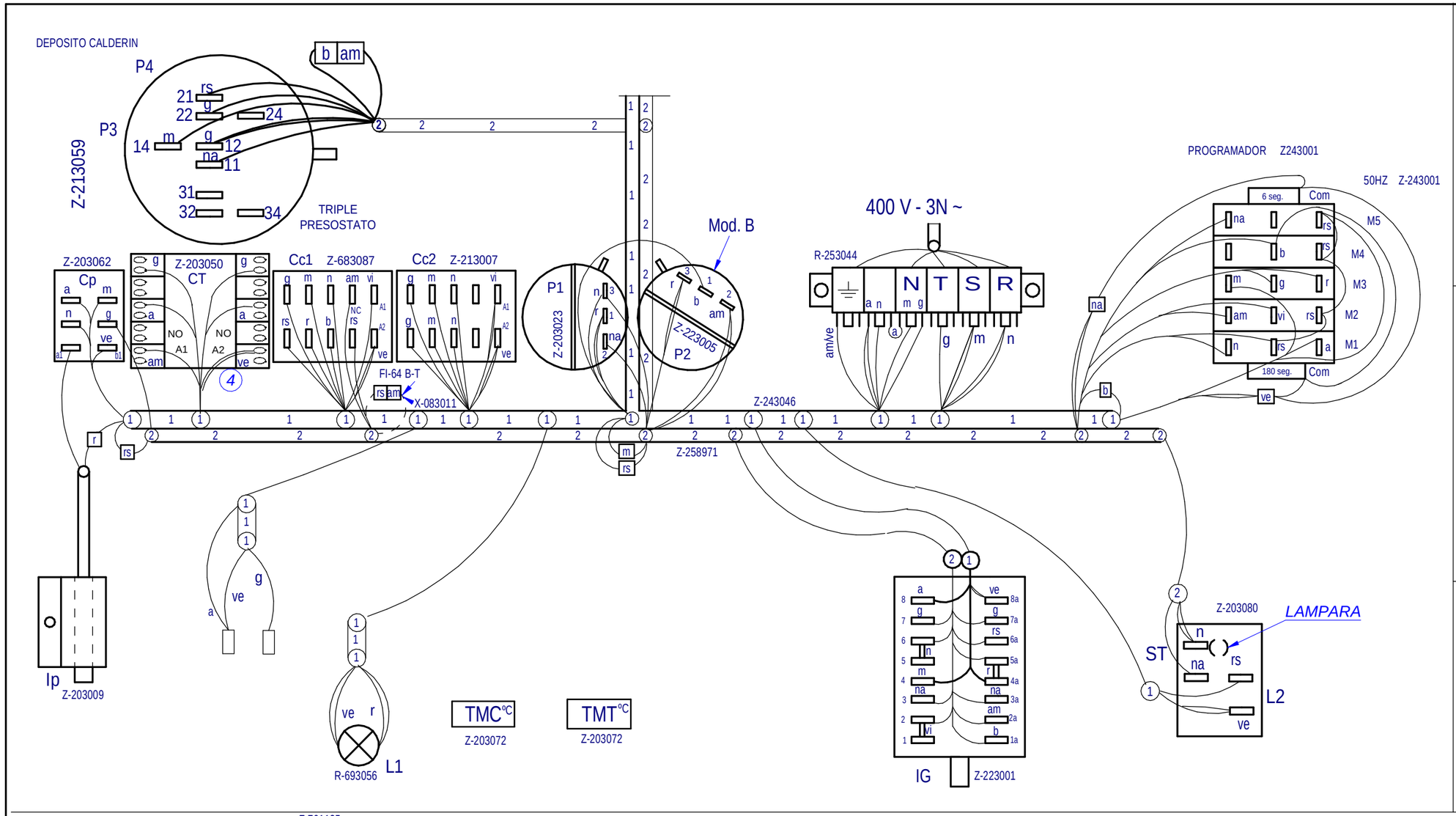

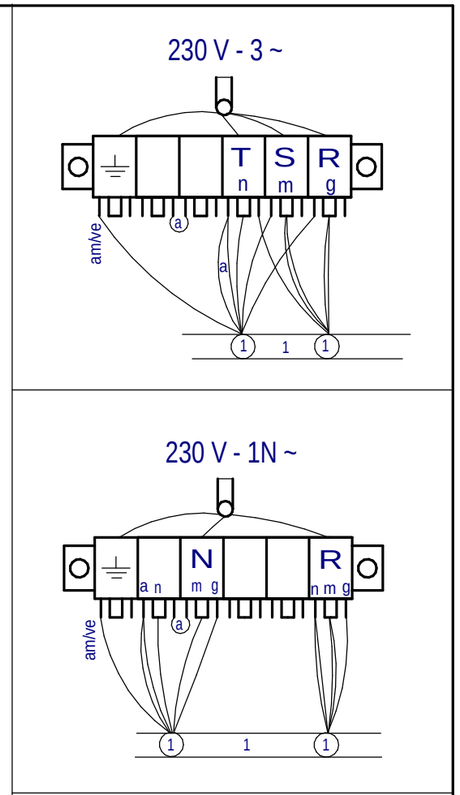

ESQUEMA TEORICO	Z-257414
LEYENDA	Z-243051
INDICADOR DE COMPONENTES	Z-713034
CABLEADO 1:	Z-243046
CABLEADO 2:	Z-257413
CABLEADO 3:	Z-208917

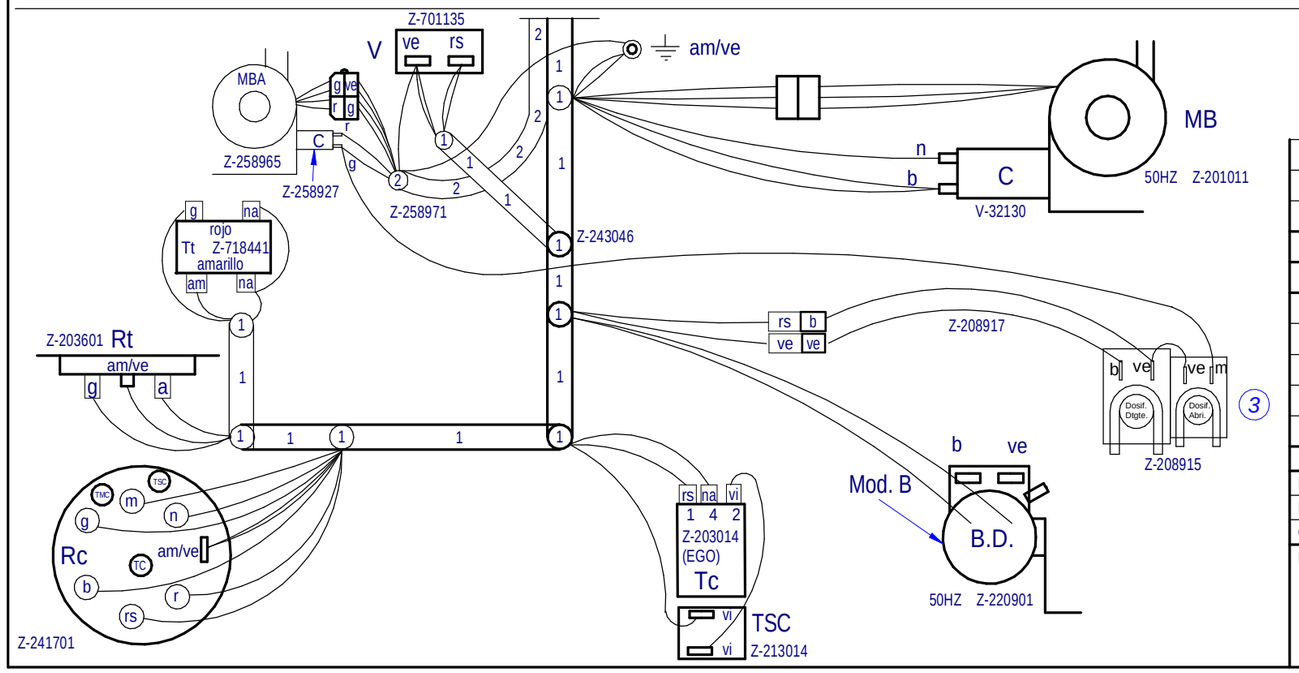

Nº	Pieza	Material	Nº Clasificacion	Acabado
	Plano Montaje FI-64 CLINIC, FI-64 B-T		Z257412000	

Nº	Modificacion	Propuesta de	Fecha
1	Correccion en nueva estetica Fagor	scaro	2006-11-30
2	P2 eta BD konektatzen duen kablearen kolorea aldatuta	ecarrascal	2007-10-23
3	Introducir bomba peristaltica doble y cableado Z208917	malbes	2008-01-23
4	Aldatu tankeko kontaktorea Z213007 --> Z203050	scaro	2008-11-01

Tolerancias generales

<5 ±		50–100 ±	:
5 –25 ±	:	>100 ±	
25 –50 ±	:	∝ ±	

	Firma	Fecha
Dibujado	M.Maillo	07-10-2005
Proyectado	M.Maillo	07-10-2005
Comprobado		07-10-2005

Mecanizado superficial

Escala

LAVAVAJILLAS

Plano hau ez daiteke erabil ezberrizta gure baimenitzgabe

Plano numero
HC-17889 -04

Sustituye al N°

Sustituido por

LEYENDA APERTURA FRONTAL

	ESPAÑOL	FRANÇAIS	ENGLISH	DEUTSCH	ITALIANO
BD	Bomba desagüe	Pompe de vidange	Drain pump	Abflußpumpe	Pompa scarico
C 1/2/3	Condensador	Condensateur	Condenser	Kondensator	Condensatore
CMB	Contactor bomba lavado	Contacteur pompe lavage	Wash pump contactor	Kontaktschütz Waschpumpe	Contattore pompa lavaggio
Cc 1/2	Contactor calentamiento calderin	Contacteur chauf. surchauffeur	Boiler heating contactor	Kontaktschütz Boilerheizung	Contattore riscaldamento boiler
Ct	Contactor calentamiento tanque	Contacteur chaufage cuve	Tank heating contactor	Kontaktschütz Heizung Tank	Contattore riscaldamento serbatoio
CP	Rele puerta	Relais porte	Door relay	Türrelais	Rele porta
Ds.Det.	Dosificador detergente	Dosseur de detergent	Detergent doser	Dosierer Spülmittel	Dosatore detersivo
E.B	Electrobomba de presion	Electropompe de pression	Electric pressure pump	Elektro-Drucksteigungspumpe	Electropompa pressione
IG	Interruptor general	Interrupteur general	Main switch	Hauptschalter	Interruttore generale
IP	Micro puerta	Micro porte	Door microswitch	Mikroschalter Tür	Micro porta
L1	Piloto de encendido	Voyant funcionement	Operation light	Betriebsanzeigelampe	Spia accensione
L2	Piloto marcha	Voyant demarrage	Start light	Startanzeigelampe	Spia avvio
L3	Piloto maquina preparada	Voyant machine prêt	Light machine ready	Betriebsbereitschaftsanzeigelampe	Pilota macchina preparata
MBL	Bomba lavado	Pompe lavage	Wash pump	Waschpumpe	Pompa lavaggio
M	Motor programador	Moteur du programmateur	Motor programmer	Motor Programmiervorrichtung	Motore programmatore
M Av. R	Motor program. avance rapido	Moteur du progr.avance rapide	Motor program. rapid advance	Motor Programmiervorrich. schneller Vorlauf	Motore programmatore avanzamento rapido
M1	Micro programador marcha	Micro du programm. de marche	Micro programmer on	Motor Programmiervorrich. Betrieb	Micro programma. di funzionamento
M2	Micro programador lavado	Micro du programm. de lavage	Micro programmer wash	Motor Programmiervorrich. Waschen	Micro programmatore di lavaggio
M3	Micro programador aclarado	Micro du programm. de rinçage	Micro programmer on	Motor Programmiervorrich. Spülen	Micro programmatore di risciacquo
M4	Micro programador Termo-stop	Micro du programm. Termo-stop	Micro programmer Termo-stop	Motor Programmiervorrich. Thermo-Stop	Micro programmatore Termo-stop
M5	Micro programador avance	Micro du programm. avance	Micro programmer advance	Motor Programmiervorrich. Vorlauf	Micro programmatore avanzamento
P, P1, P5	Presostato	Pressostat	Pressure switch	Druckwächter	Pressostato
P2, P3, P4	Presostato limitador	Pressostat de securité	Hi-limit pressure switch	Begrenzer Druckwächter	Pressostato limitatore
RC	Resistencia calderin	Resistance surchauffeur	Boiler heating element	Heizwiderstand Boiler	Resistenza boiler
RT	Resistencia tanque	Resistance cuve	Tank heater	Heizwiderstand Tank	Resistenza serbatoio
Tt	Termostato tanque	Thermostat de cuve	Tank thermostat	Thermostat Tank	Termostato serbatoio
TC	Termostato calderin	Thermostat surchauffeur	Boiler thermostat	Thermostat kessel	Termostato boiler
TSC	Limitador calderin	Limiteur surchauffeur	Boiler Hi-limit	Begrenzer Boiler	Limitatore boiler
TSTP	Termostato termo-stop	Thermostat Termo-stop	Termo-stop Thermostat	Thermostat Termo-stop	Termostato Termo-stop
V	Electrovalvula llenado y aclarado	Electrovan. remplissage rinçage	Fill and rinse valve	Elektroventil Füllen und Spülen	Elettroval. riempimento e risciacquo
COLOR	COLORES	COULEURS	COLOUR	FARBEN	COLORE
a =	Azul	Bleu	Blue	Blau	Blu
am =	Amarillo	Jaune	Yellow	Gelb	Giallo
am/ve =	Amarillo/verde	Jaune / vert	Yellow / green	Gelb/grün	Giallo/verde
b =	Blanco	Blanc	White	Weiß	Bianco
g =	Gris	Gris	Grey	Grau	Grigio
m =	Marrón	Marron	Brown	Braun	Marrone
n =	Negro	Noir	Black	Schwarz	Nero
na =	Naranja	Orange	Orange	Orange	Arancio
r =	Rojo	Rouge	Red	Rot	Rosso
rs =	Rosa	Rose	Pink	Rosa	Roseo
ve =	Verde	Vert	Green	Grün	Verde
vi =	Violeta	Violet	Purple	Violett	Viola

Z243051000