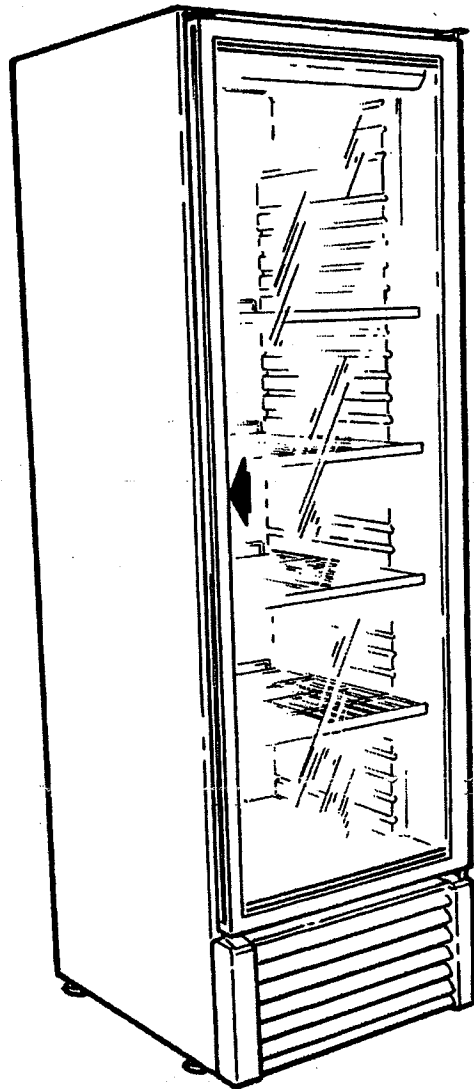


GLOBAL48C/CD/CDCP..

RELEASE 03



Technical documentation
Technische Dokumentation
Catalogues pièces détachées
Tehničkia dokumentacija
Teknisk dokumentation

PRODUCT INFORMATION

230V 50Hz class 04

CHARACTERISTICS		C-02	CD-02	CDCP-02
Derby 1100-serie:		1111-1F4	1111-3C4	1111-3C4
Voltage	V =	230	230	230
Climate class	=	04	04	04
Product temperature range - mean	°C =	+4-+8	+3-+6	+3-+6
Energy consumption	Kwh/24h =	2,00	*4.32	*4.80
Frequency	Hz =	50	50	50
Rated power	W =	290	296	326
Running time	% =	36	49	36
Charging R134a	Kg =	0,123	0,123	0,123
Drier	No =	290009	290009	290009
Compressor	Name =	GL80AA	GL80AA	GL80AA
Compressor	No =	010273	010273	010273
Starter	No =	350078	350078	350078
Door display area	m2/sq.ft.=	-	0.8/8.3	0.8/8.3
Shelf area	m2/sq.ft.=	0.23/2.4	0.23/2.4	0.23/2.4
Contains cans 0.33l Max./Nom.	pcs =	500/400	500/400	500/400
Insulation	mm =	40/50	40/50	40/50
Gross volume	l/cu.ft.=	418/14.74	418/14.74	418/14.74
Net volume	l/cu.ft.=	355/12.52	353/12.44	353/12.44
Gross weight	Kg =	76,0	85,0	90,0
Net weight	Kg =	71,0	80,0	84,8
MEASUREMENTS				
Dimensions, height	mm/inch.=	1915/75.4	1915/75.4	2095/82.5
Dimensions, width	mm/inch.=	595/23.4	595/23.4	595/23.4
Dimensions, depth	mm/inch.=	655/25.8	655/25.8	688/27.1
Dim. incl. packaging, height	mm/inch.=	2010/79.1	2010/79.1	2180/85.8
Dim. incl. packaging, width	mm/inch.=	660/26.0	660/26.0	660/26.0
Dim. incl. packaging, depth	mm/inch.=	720/28.3	720/28.3	760/29.9
Approvals		CE D RUS	CE D RUS	CE D RUS

* Tested with light on for 24 hours per day

Data according to EN441

PRODUCT INFORMATION

230V 50Hz class 05

CHARACTERISTICS		C	CD	CDCP
Derby 1100-serie:		1111-1F4	1111-3G4	1111-3G4
Voltage	V =	230	230	230
Climate class	=	05	05	05
Product temperature range - mean	°C =	+3-+7	+2-+6	+2-+6
Energy consumption	Kwh/24h =	3,40	*5.50	*5.86
Frequency	Hz =	50	50	50
Rated power	W =	287	302	445
Running time	% =	40	60	60
Charging R134a	Kg =	0,125	0,125	0,125
Drier	No =	290009	290009	290009
Compressor	Name =	GL99AA	GL99AA	GL99AA
Compressor	No =	010291	010291	010291
Starter	No =	350078	350078	350078
Door display area	m2/sq.ft.=	-	0.8/8.3	0.8/8.3
Shelf area	m2/sq.ft.=	0.23/2.4	0.23/2.4	0.23/2.4
Contains cans 0.331 Max./Nom.	pcs =	500/400	500/400	500/400
Insulation	mm =	40/50	40/50	40/50
Gross volume	l/cu.ft.=	418/14.74	418/14.74	418/14.74
Net volume	l/cu.ft.=	355/12.52	353/12.44	353/12.44
Gross weight	Kg =	76,0	85,0	90,0
Net weight	Kg =	71,0	80,0	84,8

MEASUREMENTS

Dimensions, height	mm/inch.=	1915/75.4	1915/75.4	2095/82.5
Dimensions, width	mm/inch.=	595/23.4	595/23.4	595/23.4
Dimensions, depth	mm/inch.=	655/25.8	655/25.8	688/27.1
Dim. incl. packaging, height	mm/inch.=	2010/79.1	2010/79.1	2180/85.8
Dim. incl. packaging, width	mm/inch.=	660/26.0	660/26.0	660/26.0
Dim. incl. packaging, depth	mm/inch.=	720/28.3	720/28.3	760/29.9

Approvals	CE	CE	CE
	D	D	D
	RUS	RUS	RUS

* Tested with light on for 24 hours per day

Data according to EN441

PRODUCT INFORMATION

220V 60Hz class 05

240V 50Hz class 05

CHARACTERISTICS		CD		C	CD		CDCP
		1111-3G4A	1111-3G4A		1111-1F4	1111-3G4	
Derby 1100-serie:							
Voltage	V =	220	220	240	240	240	240
Climate class	=	05	05	05	05	05	05
Product temperature range - mean	°C =	+1-+5	+1-+5	+3-+7	+2-+6	+2-+6	+2-+6
Energy consumption	Kwh/24h =	*5.57	*6.05	3,40	*5.50	*5.86	*5.86
Frequency	Hz =	60	60	50	50	50	50
Rated power	W =	286	301	287	302	317	317
Running time	% =	73	73	40	60	60	60
Charging R134a	Kg =	0,120	0,120	0,125	0,125	0,125	0,125
Drier	No =	290009	290009	290009	290009	290009	290009
Compressor	Name =	GL90AN	GL90AN	GL99AA	GL99AA	GL99AA	GL99AA
Compressor	No =	010499	010499	010291	010291	010291	010291
Starter	No =	350118	350118	350078	350078	350078	350078
Door display area	m2/sq.ft.=	0.8/8.3	0.8/8.3	-	0.8/8.3	0.8/8.3	0.8/8.3
Shelf area	m2/sq.ft.=	0.23/2.4	0.23/2.4	0.23/2.4	0.23/2.4	0.23/2.4	0.23/2.4
Contains cans 0.33l Max./Nom.	pcs =	500/400	500/400	500/400	500/400	500/400	500/400
Insulation	mm =	40/50	40/50	40/50	40/50	40/50	40/50
Gross volume	l/cu.ft.=	418/14.74	418/14.74	418/14.74	418/14.74	418/14.74	418/14.74
Net volume	l/cu.ft.=	353/12.44	353/12.44	355/12.52	353/12.44	353/12.44	353/12.44
Gross weight	Kg =	85,0	90,0	76,0	85,0	90,0	90,0
Net weight	Kg =	80,0	84,8	71,0	80,0	84,8	84,8
MEASUREMENTS							
Dimensions, height	mm/inch.=	1915/75.4	2095/82.5	1915/75.4	1915/75.4	2095/82.5	2095/82.5
Dimensions, width	mm/inch.=	595/23.4	595/23.4	595/23.4	595/23.4	595/23.4	595/23.4
Dimensions, depth	mm/inch.=	655/25.8	688/27.1	655/25.8	655/25.8	688/27.1	688/27.1
Dim. incl. packaging, height	mm/inch.=	2010/79.1	2180/85.8	2010/79.1	2010/79.1	2180/85.8	2180/85.8
Dim. incl. packaging, width	mm/inch.=	660/26.0	660/26.0	660/26.0	660/26.0	660/26.0	660/26.0
Dim. incl. packaging, depth	mm/inch.=	720/28.3	760/29.9	720/28.3	720/28.3	760/29.9	760/29.9
Approvals		CE	CE	CE	CE	CE	CE
				D	D	D	AUS
				AUS	AUS		

* Tested with light on for 24 hours per day

Data according to EN441

PRODUCT INFORMATION

110V 60Hz class 05

115V 60Hz class 05

CHARACTERISTICS		C	CD	CD
Derby 1100-serie:		1111-1F4	1111-3G4	1111-3G4
Voltage	V =	110	110	115
Climate class	=	05	05	05
Product temperature range - mean	°C =	+4-+7	+4-+7	+4-+7
Energy consumption	Kwh/24h =	3,69	*5.76	*5.50
Frequency	Hz =	60	60	60
Rated power	W =	371	381	381
Running time	% =	40	60	60
Charging R134a	Kg =	0,120	0,120	0,120
Drier	No =	290009	290009	290009
Compressor	Name =	GL99AD	GL99AD	GL99AD
Compressor	No =	010476	010476	010476
Starter	No =	350107	350107	350107
Door display area	m2/sq.ft.=	-	0.8/8.3	0.8/8.3
Shelf area	m2/sq.ft.=	0.23/2.4	0.23/2.4	0.23/2.4
Contains cans 0.331 Max./Nom.	pcs =	500/400	500/400	500/400
Insulation	mm =	40/50	40/50	40/50
Gross volume	l/cu.ft.=	418/14.74	418/14.74	418/14.74
Net volume	l/cu.ft.=	355/12.52	353/12.44	353/12.44
Gross weight	Kg =	76,0	85,0	85,0
Net weight	Kg =	71,0	80,0	80,0
MEASUREMENTS				
Dimensions, height	mm/inch.=	1915/75.4	1915/75.4	1915/75.4
Dimensions, width	mm/inch.=	595/23.4	595/23.4	595/23.4
Dimensions, depth	mm/inch.=	655/25.8	655/25.8	655/25.8
Dim. incl. packaging, height	mm/inch.=	2010/79.1	2010/79.1	2010/79.1
Dim. incl. packaging, width	mm/inch.=	660/26.0	660/26.0	660/26.0
Dim. incl. packaging, depth	mm/inch.=	720/28.3	720/28.3	720/28.3
Approvals		CE	CE	CULS

* Tested with light on for 24 hours per day

Data according to EN441

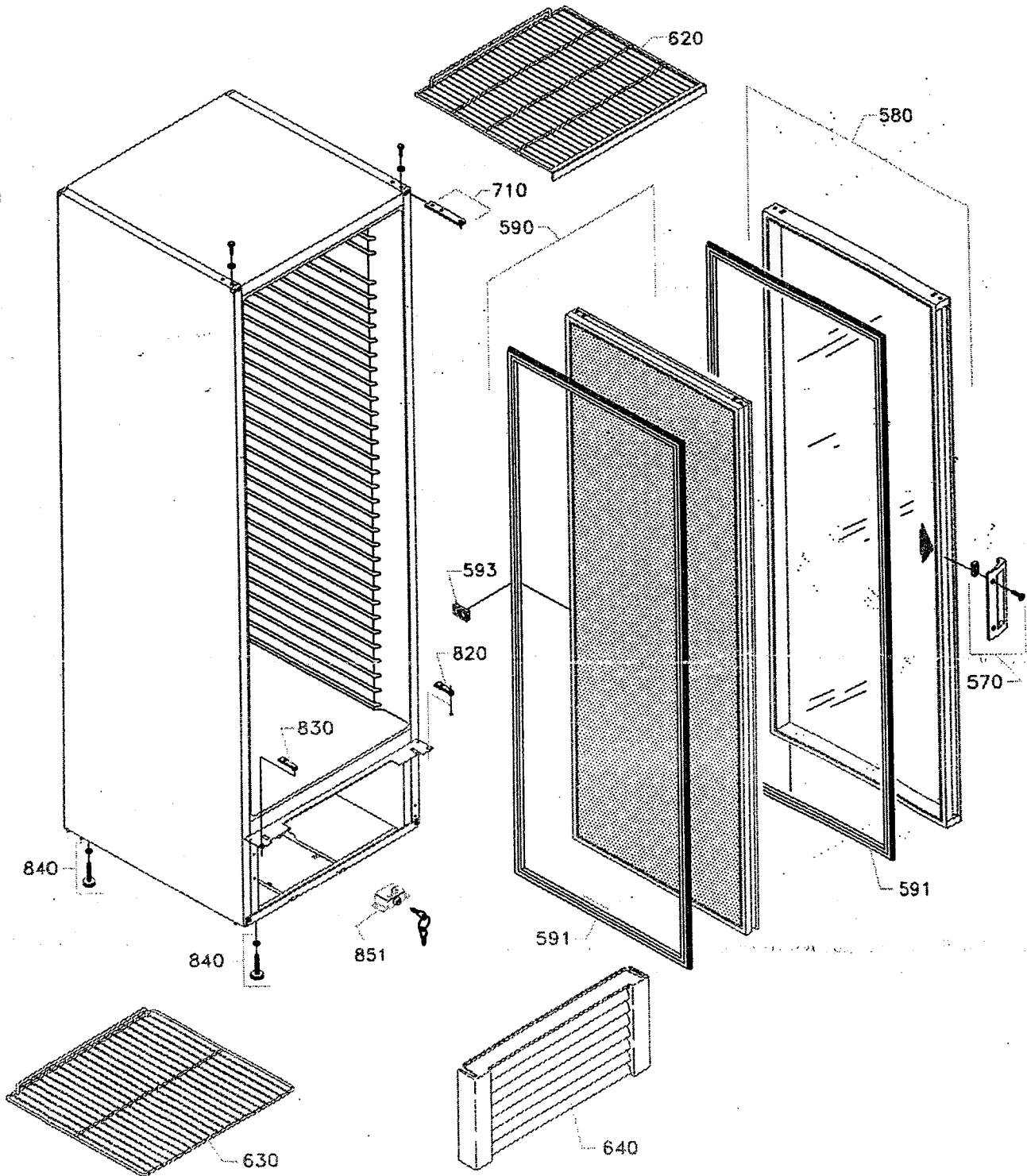
Eftermonterbar canopy (til gl. modeller)

760 2880

SPARE PART LIST

Pos. No.	No.	Item	Teil	Pièce	Emne
170	230001	Mains lead EU	Netzleitung EU	Câble d'alimentation EU	Netledning EU
170	230003	Mains lead UK	Netzleitung UK	Câble d'alimentation UK	Netledning UK
170	230005	Mains lead AUS	Netzleitung AUS	Câble d'alimentation AUS	Netledning AUS
170	230006	Mains lead USA	Netzleitung USA	Câble d'alimentation USA	Netledning USA
200	077B0936	Thermostat 077B0936, complete	Thermostat 077B0936, komplett	Thermostat 077B0936, complet	Termostat 077B0936, komplet
201	150099	Thermostat button, white 010704	Thermostatknopf, weiß	Bouton thermostat, blanc	Termostat knap, hvid
202	410301	Switch for light, white	Lichtschalter, weiß	Interrupteur lumière, blanc	Afbryder for lys, hvid
202	410176	UL switch for light, black	UL Lichtschalter, schwarz	UL interrupteur lumière, noir	UL afbryder for lys, sort
207	330021	Thermometer, white	Thermometer, weiß	Thermomètre, blanc	Termometer, hvid
211	151172	Cover for fixtures	Abdeckung für Armatur	Cache armature	Afdækning for armatur
212	370019	Fluorescent tube 15W	Leuchtstoffröhre 15W	Tube fluorescent 15W	Lysstofrør 15W
212	371	Starter 4-22W	Starter 4-22W	Démarreur 4-22W	Glimtænder 4-22W
213	410103	UL starter 40W	UL Starter 40W	UL démarreur 40W	UL glimtænder 40W
214	410005	Impedance coil 15W, 230V	Drosselspule 15W, 230V	Bobine d'arrêt 15W, 230V	Drosselspole 15W, 230V
214	410022	Impedance coil, 115V	Drosselspule, 115V	Bobine d'arrêt, 115V	Drosselspole, 115V
214	410029	CP impedance coil 30W, 230V	CP Drosselspule 30W, 230V	CP bobine d'arrêt 30W, 230V	CP drosselspole 30W, 230V
214	410288	UL impedance coil 15/18W, 115V	UL Drosselspule 15/18W, 115V	UL bobine d'arrêt 15/18W, 115V	UL drosselspole 15/18W, 115V
215	410291	Socket for fluorescent tube	Fassung für Leuchtstoffröhre	Douille pour tube fluorescent	Fatning for lysstofrør
216	410264	Socket for starter	Fassung für Starter	Douille pour démarreur	Fatning for glimtænder
216	410290	UL socket for starter	UL Fassung für Starter	UL douille pour démarreur	UL fatning for glimtænder
217	151044	End piece for fixtures, white	Endstück Armatur, weiß	Embout d'armature, blanc	Endestykke for armatur, hvid
218	410292	CP socket for fluorescent tube/starter	CP Fassung f/Leuchtstoffröhre/Starter	CP douille pour tube fluorescent/démarr	CP fatning for lysstofrør/glimtænder
220	380003	Tangential fan 230V	Ventilator tangential 230V	Ventilateur tangential 230V	Ventilator tangential 230V
220	380004	Tangential fan 115V	Ventilator tangential 115V	Ventilateur tangential 115V	Ventilator tangential 115V
230	010090	10 pcs. Screw covers, white	10 Stck. Abdeck. für Schrauben, weiß	10 caches vis, blanches	10 stk. skrueafdækning, hvid
250	010423	Evaporator, complete	Verdampfer, komplett	Évaporateur, complet	Fordamper, komplet
260	151100	Drip channel	Tropfrinne	Rigole d'écoulement	Dryprende
301	140492	Logo plate, neutral	Logoplatte, neutral	Bandeau, blanc	Logoplade, neutral
301	150695	End pieces for canopy, black	Kopfräger für Canopy, schwarz	Embouts noirs p/encadrement bandeau	Endestykker for canopy, sorte
310	150917	Insulator, red	Isolator, rot	Isolateur, rouge	Isolator, rød
330	290xxx	Drier, see page 2-5	Filter, sehe Seite 2-5	Filtre, voir page 2-5	Filter, se side 2-5
340	151231	Drip tray	Tropfschale	Bac d'évaporateur	Drybakke
340	580170	Drip tray UL	Tropfschale UL	Bac d'évaporateur UL	Drybakke UL
400	010xxx	Compressor complete, see page 2-5	Kompressor komplett, sehe Seite 2-5	Compresseur complet, voir page 2-5	Kompressor komplet, se side 2-5
401	010038	4 rubber feet, complete	4 Gummifüße, komplett	4 pieds caoutchouc, complets	4 stk. gummifødder, komplet
402	350xxx	Starter, see page 2-5	Anlasser, sehe Seite 2-5	Disp. de démarrage, voir page 2-5	Starter, se side 2-5
450	010253	Fan with blade 200mm, 230V	Ventilator mit Propeller 200mm, 230V	Ventilateur avec ailette 200mm, 230V	Ventilator med propel 200mm, 230V
450	010480	Fan with blade 200mm, 115V	Ventilator mit Propeller 200mm, 115V	Ventilateur avec ailette 200mm, 115V	Ventilator med propel 200mm, 115V
451	010244	Fan blade 200mm, complete	Propeller 200mm, komplet	Ailette 200mm, complet	Propel 200mm, komplet
460	320050	Block condenser, 2 rows	Blockkondensator, 2 Reihen	Condenseur, 2 rangées	Blokkondensator, 2 rækker
470	151099	Holder for condenser	Halter für Kondensator	Support pour condenseur	Holder for kondensator

EXPLODED VIEW

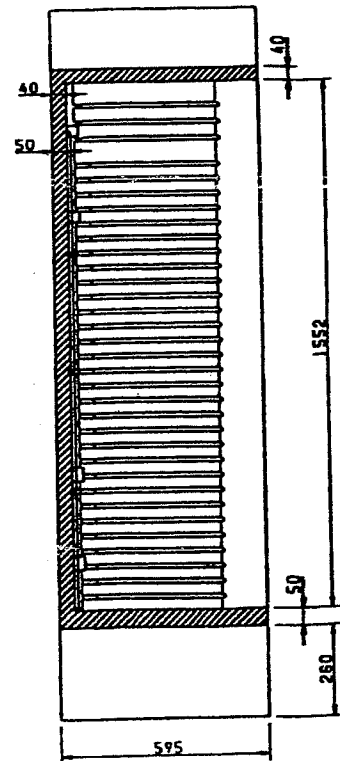
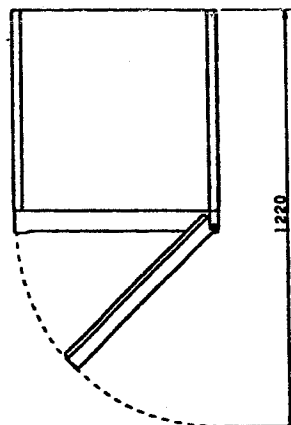
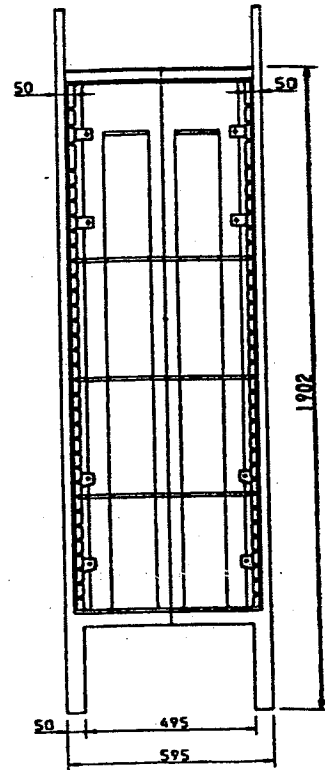
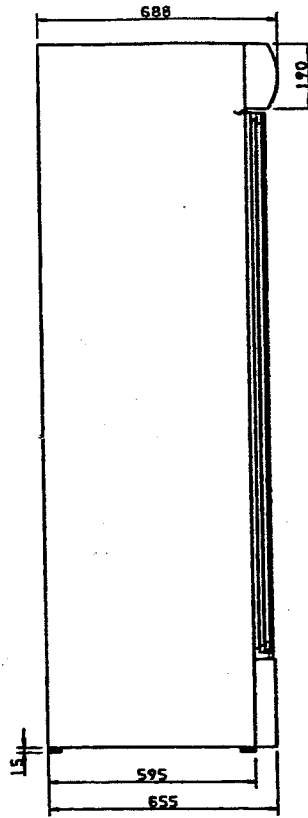
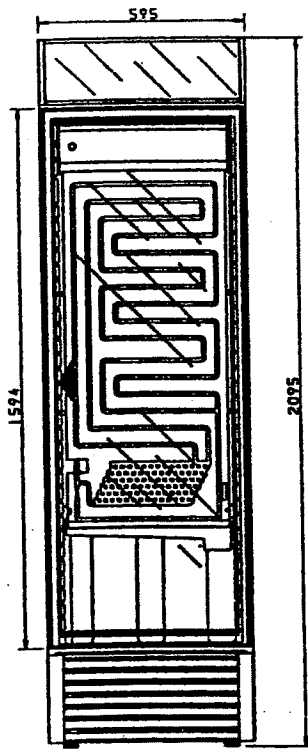


SPARE PART LIST

Pos. No.	No.	Item	Teil	Pièce	Emne
570	010255	Handle complete, black	Handgriff komplett, schwarz	Poignée complète, noire	Håndtag komplet, sort
580	010427	Thermoglass door cl. 04, complete	Thermoglastür kl. 04, komplett	Porte thermoverre cl. 04, complète	Termoglasdør kl. 04, komplet
580	010429	Thermoglass door cl. 05, complete	Thermoglastür kl. 05, komplett	Porte thermoverre cl. 05, complète	Termoglasdør kl. 05, komplet
590	010428	Solid door white, complete	Tür geschäumt weiß, komplett	Porte pleine blanche, complète	Skummet dør hvid, komplet
590	010450	Solid door with thermometer, white	Tür geschäumt mit Thermometer, weiß	Porte pleine avec thermomètre, blanche	Skummet dør med termometer, hvid
591	180166	Sealing strip, black	Dichtung, schwarz	Joint, noire	Tætningsliste, sort
592	151449	Hinge support	Scharnierunterstützung	Support charnière	Hængselunderstøtning
593	330022	Thermometer for solid door	Thermometer für Tür geschäumt	Thermomètre pour porte pleine	Termometer for skummet dør
620	280163	Wire shelf with front edge 18mm	Drahtrost mit frontleiste 18mm	Clayette en fil avec rebord 18mm	Trådhyld med forkant 18mm
620	280212	Wire shelf with front edge 13.5mm	Drahtrost mit frontleiste 13,5mm	Clayette en fil avec rebord 13,5mm	Trådhyld med forkant 13,5mm
630	280211	Wire shelf without front edge	Drahtrost ohne frontleiste	Clayette en fil sans rebord	Trådhyld uden forkant
640	151096	Ventilating grill, black	Kühlgitter, schwarz	Grille monoblock, noire	Frontgitter, sort
710	100490	C/CD top hinge mounting, complete	C/CD Scharnierbeschlag oben, kompl.	C/CD charnière haute, complète	C/CD hængselbeslag top, komplet
720	100495	Hinge pivot bottom, black	Angelzapfen unten, schwarz	Pivot charnière bas, noir	Hængselstap bund, sort
721	151446	Wearing ring	Schleisscheibe	Bague	Slidskive
820	151450	Guide for bottom hinge, black	Halter für Bodenscharnier, schwarz	Guide pour charnière basse, noir	Styr for bundhængsel, sort
830	151451	Cover for bottom hinge, black	Abdeck. für Bodenscharnier, schwarz	Cache pour charnière basse, noir	Afdækning for bundhængsel, sort
840	010235	2 adjustment screws, complete	2 Stck. Stellschrauben, komplett	2 vis de réglage, complètes	2 stk. stilleskrue, komplet
851	010729	Lock	Schloß	Serrure	Lås

til både glasdøre og skummet døre

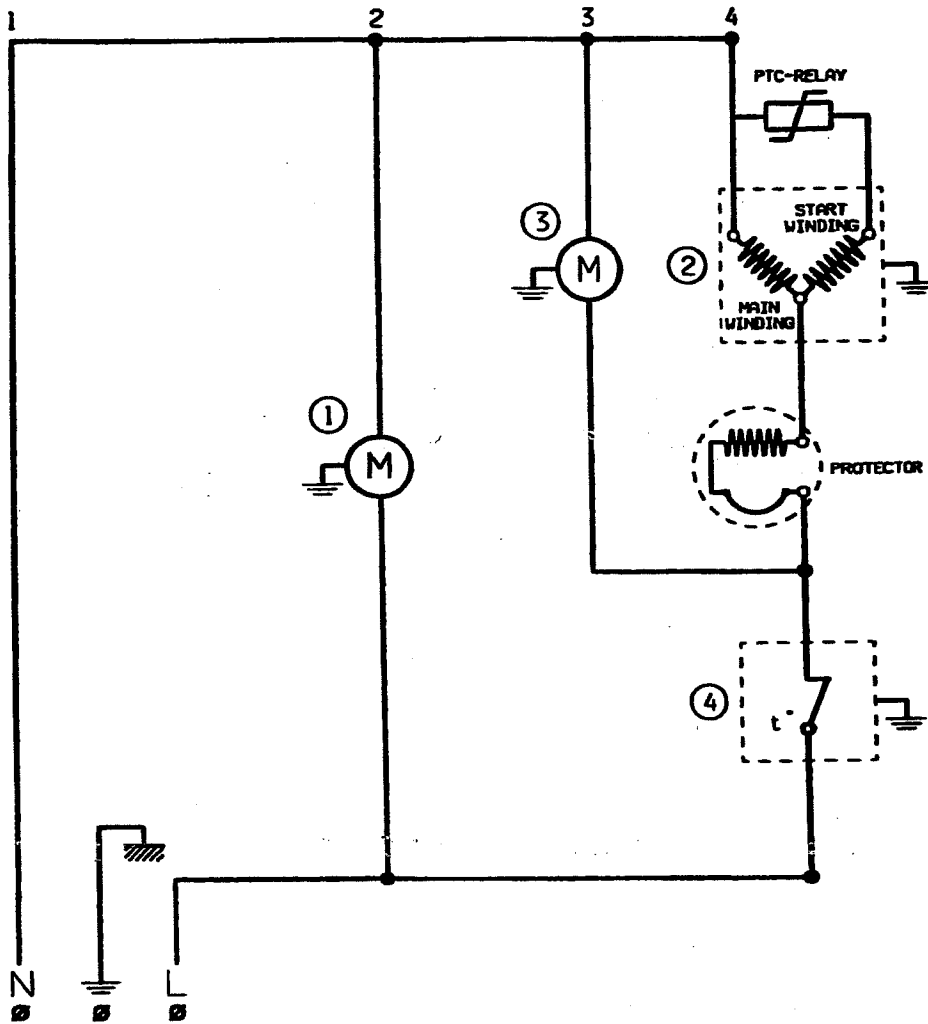
PRINCIPAL DRAWING



Gross vol: 418 L
Net vol: 353 L

WIRING DIAGRAMME

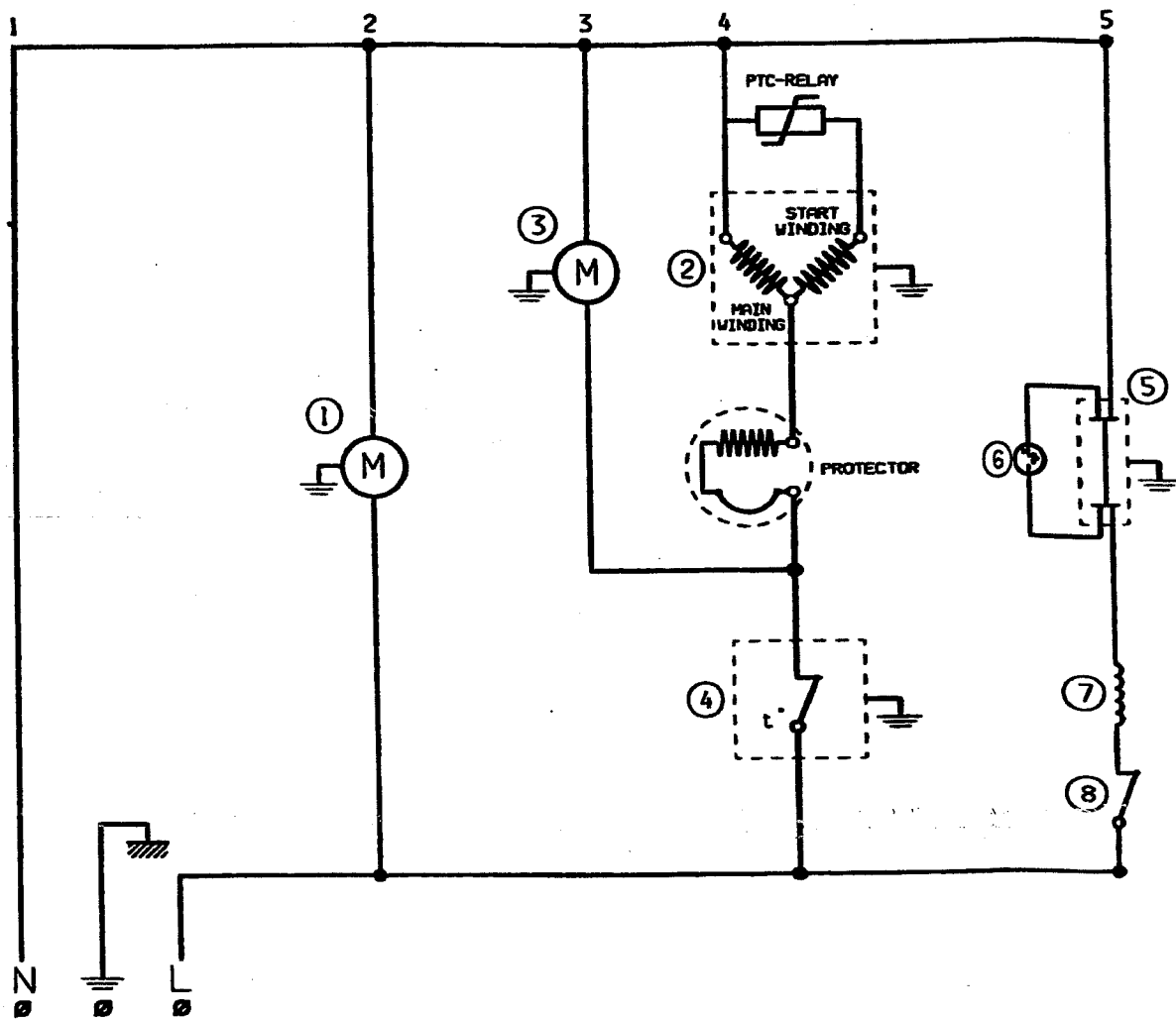
C



- ① FAN FOR EVAPORATOR
- ② COMPRESSOR
- ③ FAN FOR COMPRESSOR
- ④ THERMOSTAT

WIRING DIAGRAMME

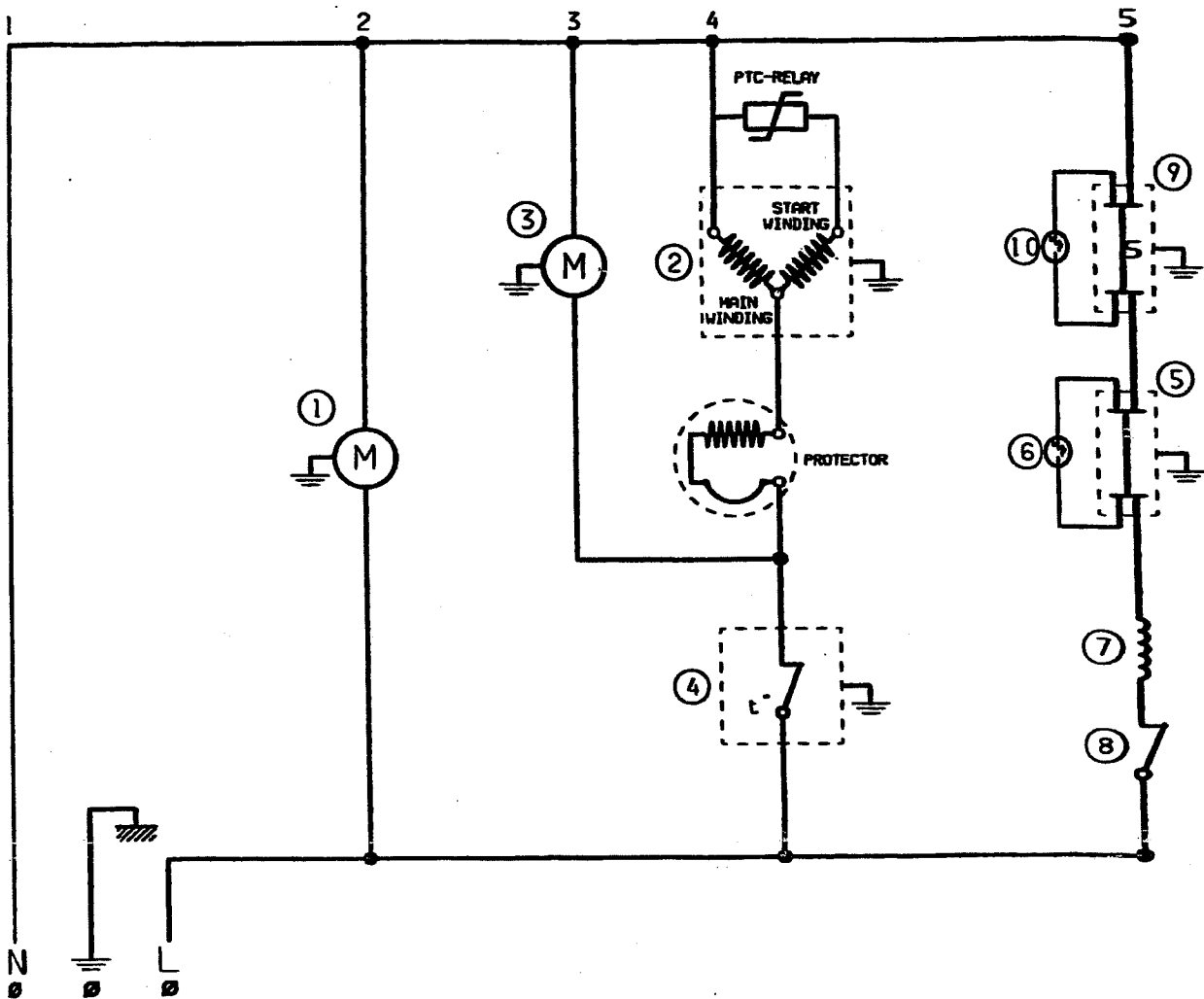
CD



- ① FAN FOR EVAPORATOR
- ② COMPRESSOR
- ③ FAN FOR COMPRESSOR
- ④ THERMOSTAT
- ⑤ FLUORESCENT TUBE INT. LIGHT
- ⑥ STARTER
- ⑦ IMPEDANCE COIL
- ⑧ SWITCH FOR LIGHT

WIRING DIAGRAMME

CD CP



- ① FAN FOR EVAPORATOR
- ② COMPRESSOR
- ③ FAN FOR COMPRESSOR
- ④ THERMOSTAT
- ⑤ FLUORESCENT TUBE INT. LIGHT
- ⑥ STARTER
- ⑦ IMPEDANCE COIL
- ⑧ SWITCH FOR LIGHT
- ⑨ FLUORESCENT TUBE CANOPY LIGHT
- ⑩ STARTER

REFRIGERATION DIAGRAMME

