

VULCAN

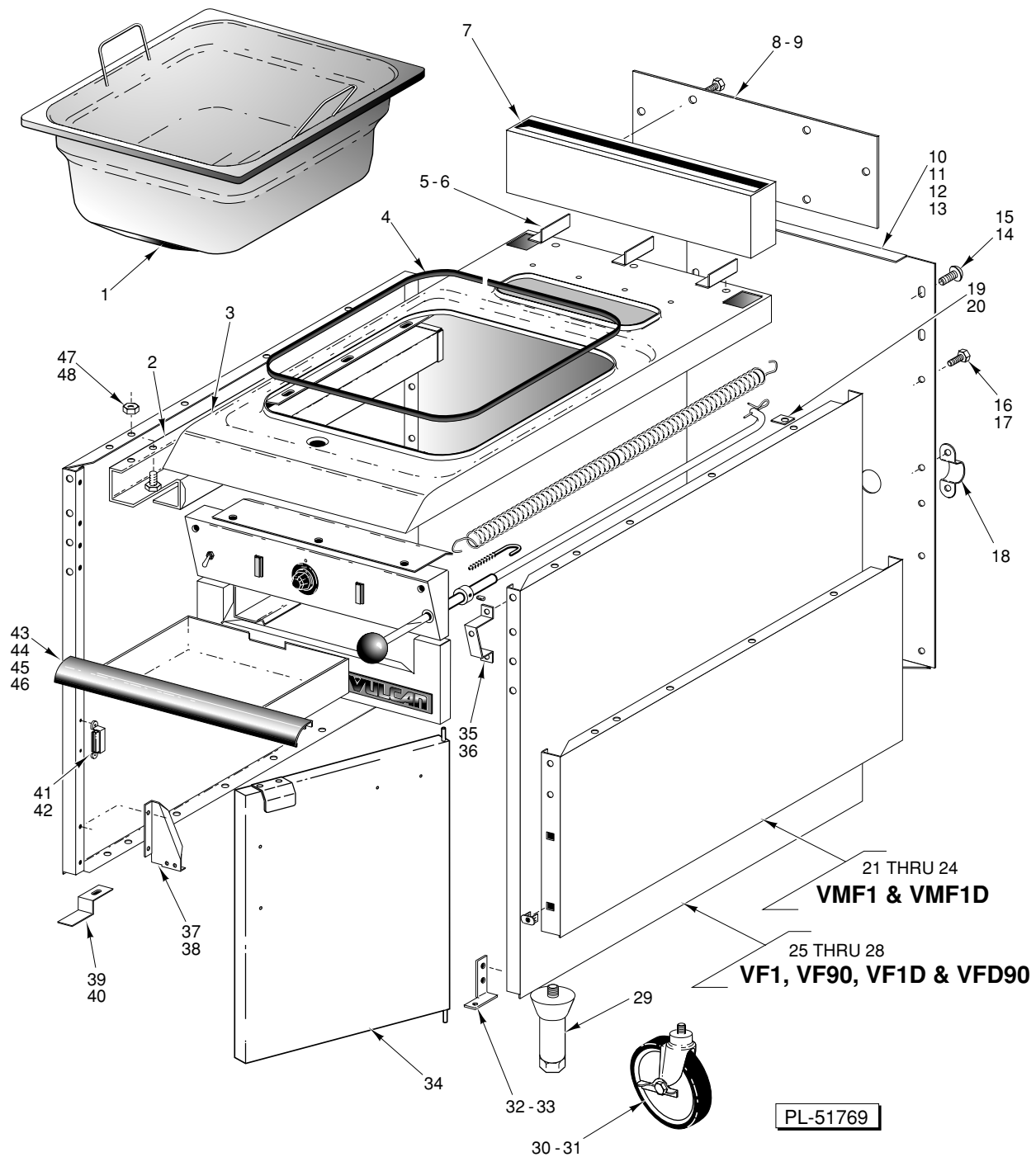
CATALOG OF REPLACEMENT PARTS

VF1 & VF90 SERIES FRYERS

MODEL

<i>VF1</i>	<i>ML-52913</i>
<i>VMF1</i>	<i>ML-52914</i>
<i>VF90</i>	<i>ML-52917</i>
<i>VFD90</i>	<i>ML-52532</i>
<i>VF1D</i>	<i>ML-52538</i>
<i>VMF1D</i>	<i>ML-52539</i>

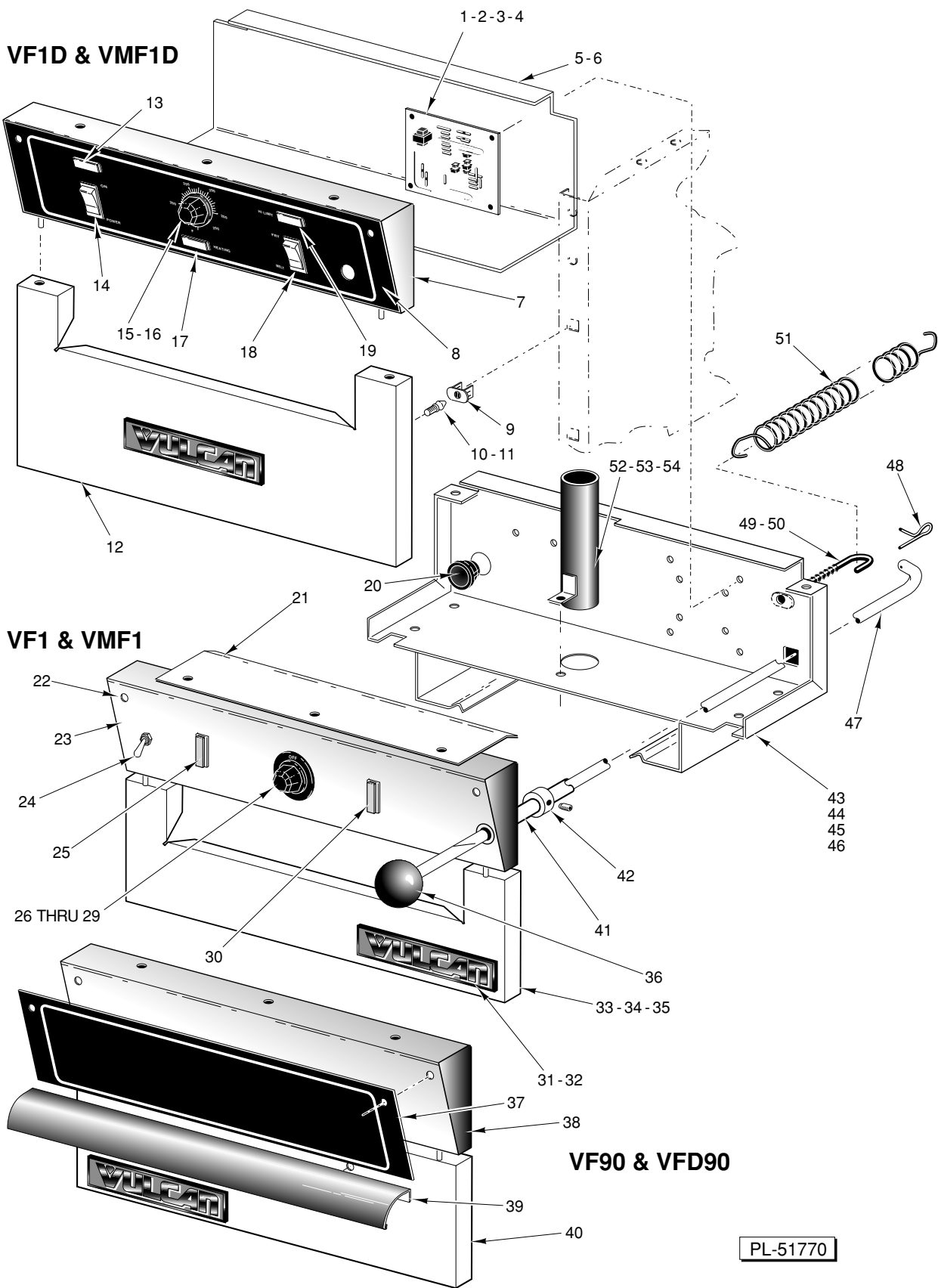




PANELS & DOORS

PANELS & DOORS

ILLUS. PL-51769	PART NO.	NAME OF PART	AMT.
1	410091-G1	Tank Assy	1
2	420345-1	Cover - Wire	1
3	410149-G2	Top - Main Assy. (VF1, VF1D, VMF1 & VMF1D)	1
4	410688-4	Gasket - Tank	1
5	411383-1	Support - Back Splash	3
6	SC-36-13	Cap Screw ¼-20 x ¾ Hex Hd.	3
7	411319-G3	Backsplash	1
8	411382-6	Back - Backsplash (SST)	1
9	SD-32-7	Self-Tapping Screw 10-24 x ½ Hex Washer Hd., Type TT	6
10	420324-1	Back - Body (VF1, VF1D, VF90, & VFD90)	1
11	420324-2	Back - Body (SST)(VF1, VF1D, VF90 & VFD90)	1
12	407571-1	Back - Body (VMF1 & VMF1D)	1
13	407571-2	Back - Body (SST)(VMF1 & VMF1D)	1
14	SC-10-51	Mach. Screw ¼-20 x ½ Truss Hd.	4
15	NS-46-52	Nut - ¼-20 Hex "Keps"	4
16	SD-32-7	Self-Tapping Screw 10-24 x ½ Hex Washer Hd., Type TT	9
17	NS-44-9	Nut Assy 10-24 Hex "KEPS"	9
18	417063-1	Strap - Tie Down	1
19	403841-3	Speed Nut	5
20	SD-32-7	Self-Tapping Screw 10-24 x ½ Hex Washer Hd., Type TT	5
21	407570-G2	Side - Body (Ptd - R.H.)	1
22	407570-G4	Side - Body (SST - R.H.)	1
23	407570-G1	Side - Body (Ptd - L.H.)	1
24	407570-G3	Side - Body (SST - L.H.)	1
25	411768-G2	Side - Body (Ptd - R.H.)	1
26	411768-G4	Side - Body (SST - R.H.)	1
27	411768-G1	Side - Body (Ptd - L.H.)	1
28	411768-G3	Side - Body (SST - L.H.)	1
29	409840-6	Leg (SST)	4
30	410118-1	Caster W/O Brake	2
31	410118-2	Caster W/Brake	2
32	410770-1	Bracket - Door Hinge	1
33	SD-32-7	Self-Tapping Screw 10-24 x ½ Hex Washer Hd., Type TT	2
34	421480-G1	Door Assy.	1
35	420352-G1	Support - Switch Panel	2
36	SD-32-7	Self-Tapping Screw 10-24 x ½ Hex Washer Hd., Type TT	4
37	409037-2	Brace - L.H.(VF1/VF1D)	1
38	409037-1	Brace - R.H. (VF1/VF1D)	1
39	408347-3	Clip - Retainer (VMF1/VMF1D)	4
40	SD-37-2	Self-Tapping Screw 10-16 x ½ Hex Washer Hd., Type AB	4
41	408834-1	Magnet - Door	1
42	SD-35-2	Self-Tapping Screw 8-18 x ¾ Hex Washer Hd., Type AB	2
43	420339-1	Handle - Drip Tray	1
44	412933-1	Tray - Drip	1
45	SD-32-7	Self-Tapping Screw 10-24 x ½ Hex Washer Hd., Type TT	2
46	NS-44-9	Nut Assy 10-24 Hex "KEPS"	2
47	SC-36-13	Cap Screw ¼-20 x ¾ Hex Hd.	3
48	NS-46-52	Nut - ¼-20 Hex "Keps"	3

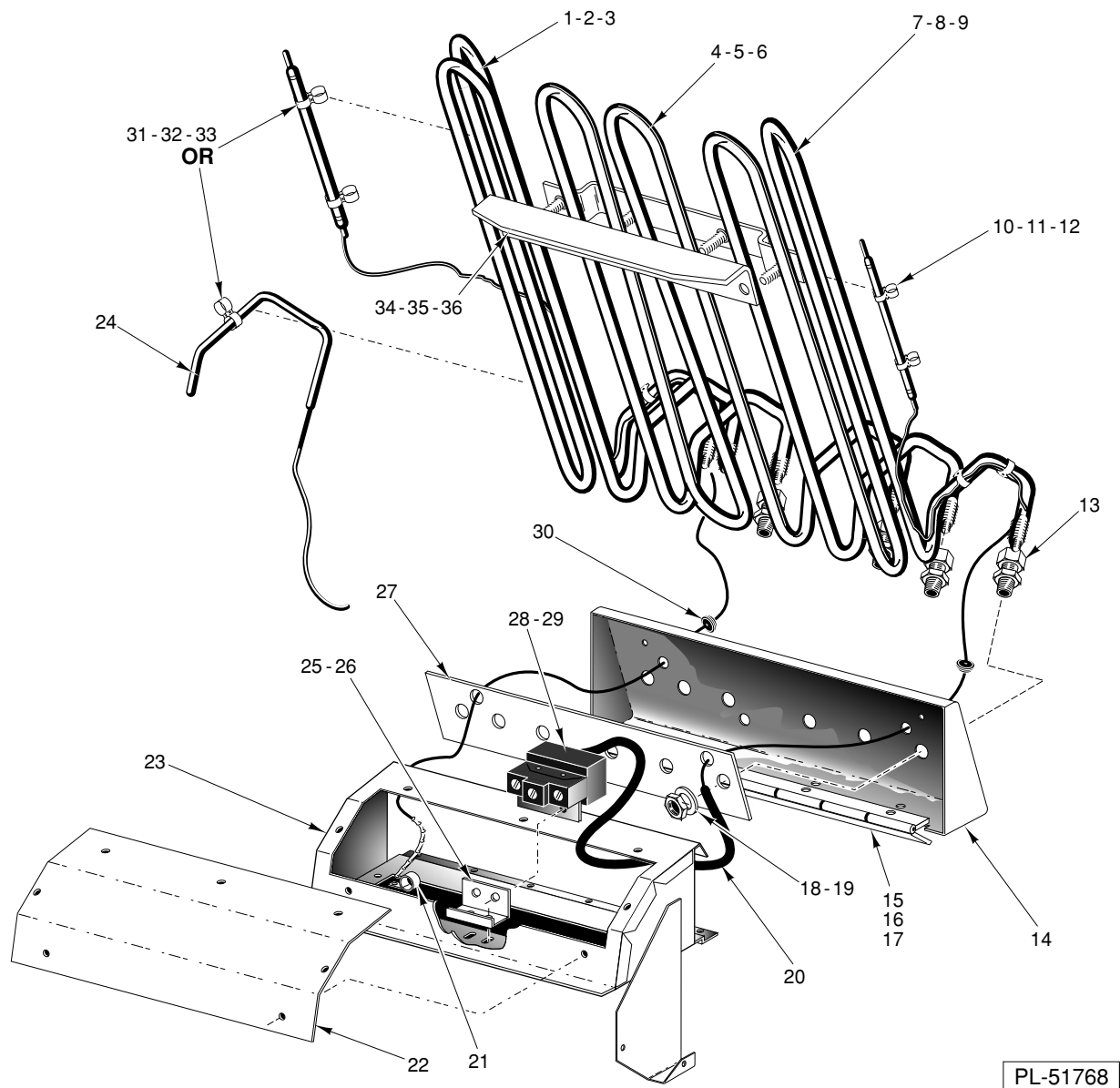


PL-51770

CONTROL PANELS & LIFT MECHANISM

CONTROL PANEL & LIFT MECHANISM

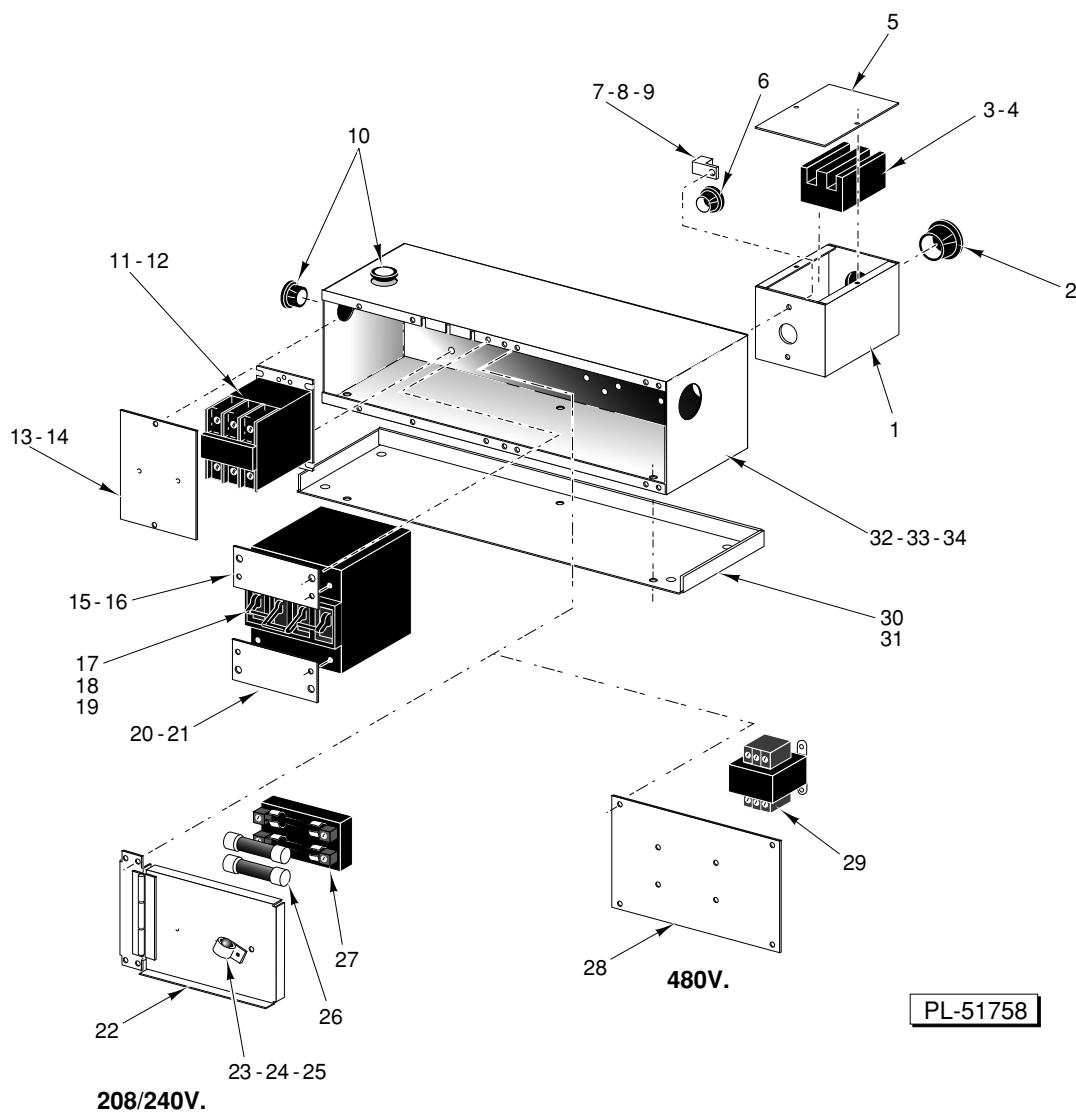
ILLUS. PL-51770	PART NO.	NAME OF PART	AMT.
1	415144-12	Board - Temperature	1
2	SC-119-90	Mach. Screw 6-32 x 1 Pan Hd.	4
3	WL-4-40	Lockwasher 10 Medium	4
4	NS-9-7	Mach. Nut 6-32 Hex	4
5	421658-1	Insulation	1
6	544437	Adhesive Spray	AR
7	421653-G1	Switch Panel	1
8	421654-1	Overlay - Switch Panel (Red)	1
9	417529-1	Catch - Spring (Female)	4
10	410258-1	Strike - Door	4
11	NS-44-7	Nut Assy 8-32 Keps Hex	4
12	407573-1	Panel - Front (SST)(VMF1 & VMF1D)	1
13	411496-E8	Light - Indicator (Red)	1
14	411496-B1	Switch - Rocker (Power)	1
15	414254-1	Knob - Thermostat	1
16	415638-G1	Potentiometer	1
17	411496-E9	Light - Indicator (Amber)	1
18	411496-B1	Switch - Rocker (Fry / Melt)	1
19	411496-E8	Light - Indicator (Red)	1
20	FE-23-56	Bushing - Electrical Snap	1
21	416776-3	Cover - Switch Panel	1
22	SD-32-7	Self-Tapping Screw 10-24 x ½ Hex Washer Hd., Type TT	2
23	420333-G1	Switch Panel	1
24	417812-1	Toggle Switch	1
25	411496-E4	Light - Indicator (Red)	1
26	421722-1	Knob - Thermostat	1
27	415119-6	Bezel	1
28	414880-1	Thermostat	1
29	SC-109-10	Mach. Screw 6-32 x ⅝ Pan Hd.	2
30	411496-E3	Indicator Light (Amber)	1
31	417700-2	Name Plate	1
32	NS-47-79	Palnut ⅜	2
33	420332-1	Panel - Upper (VF1 & VF1D)	1
34	403841-3	Speed Nut	4
35	SD-36-86	Self-Tapping Screw 10-24 x ¼ Hex Washer Hd., Type TT	4
36	414819-1	Red Plastic Ball Handle	1
37	421711-2	Overlay - Switch Panel (Red)(VFD90)	1
38	420333-G3	Panel - Upper (VF90 & VFD90)	1
39	411483-1	Handle - Front	1
40	411484-1	Panel - Upper	1
41	415277-1	Guide Tube - Pull Rod	1
42	406768-G1	Spacer - Pull Rod (Incls. Set Screw)	1
43	420337-G2	Guard - Switch Assy.	1
44	SD-37-2	Self-Tapping Screw 10-16 x ½ Hex Washer Hd., Type AB	4
45	SD-32-7	Self-Tapping Screw 10-24 x ½ Hex Washer Hd., Type TT	3
46	NS-44-9	Nut Assy 10-24 Hex "KEPS"	3
47	417817-G1	Pull Rod Assy.	1
48	PC-3-38	Cotter Pin ⅜ x 1 ¼	1
49	406696-1	Hook - Spring	1
50	NS-44-9	Nut Assy 10-24 Hex "KEPS"	1
51	417815-1	Spring	1
52	420321-G1	Tube - Grease Drip	1
53	SD-32-7	Self-Tapping Screw 10-24 x ½ Hex Washer Hd., Type TT	1
54	NS-44-9	Nut Assy 10-24 Hex "KEPS"	1
	421740-G1	Wire Harness (Switch Panel)(VF1D & VMF1D)	1
	421740-G2	Wire Harness (Control Housing)(VF1D & VMF1D)	1



ELECTRIC HEAT ELEMENTS

ELECTRIC HEAT ELEMENTS

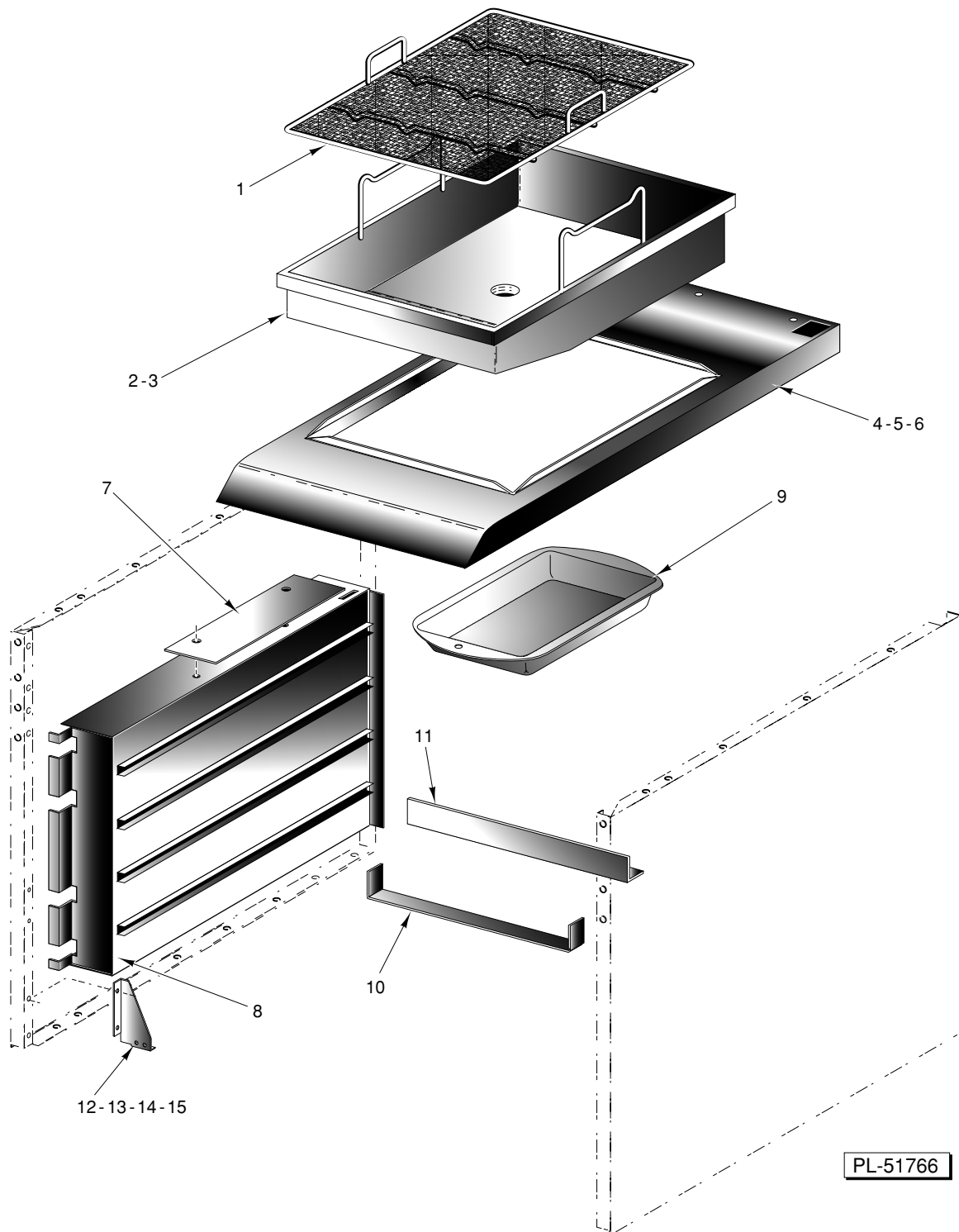
ILLUS. PL-51768	PART NO.	NAME OF PART	AMT.
1	408778-2	Element - Left 208V.....	1
2	408778-4	Element - Left 240V.....	1
3	408778-6	Element - Left 480V.....	1
4	408777-1	Element - Center 208V.....	1
5	408777-2	Element - Center 240V.....	1
6	408777-3	Element - Center 480V.....	1
7	408778-1	Element - Right 208V.....	1
8	408778-3	Element - Right 240V.....	1
9	408778-5	Element - Right 480V.....	1
10	406666-42	Clamp.....	12
11	SC-109-10	Mach. Screw 6-32 x 3/8 Pan Hd.....	6
12	NS-9-7	Mach. Nut 6-32 Hex.....	6
13	420543-1	Fitting - Compression.....	6
14	420340-2	Support cover.....	1
15	417816-1	Hinge - Support Cover.....	1
16	SD-32-7	Self-Tapping Screw 10-24 x 1/2 Hex Washer Hd., Type TT.....	8
17	NS-44-9	Nut Assy 10-24 Hex "KEPS".....	2
18	WL-19-67	Lockwasher 1 1/16 Int. Shakeproof.....	6
19	417833-1	Locknut 1 1/16.....	6
20	418238-50	Sleeve - Hi Limit.....	1
21	415978-1	Clamp (208/240V.).....	2
22	412619-1	Closure - Wire Cover.....	1
23	410542-G1	Wire Cover Assy.....	1
24	421741-1	Probe - Thermistor (VF1D & VMF1D).....	1
25	412642-1	Bracket Hi Limit.....	1
26	SD-32-7	Self-Tapping Screw 10-24 x 1/2 Hex Washer Hd., Type TT.....	2
27	420341-1	Stiffener - Cover.....	1
28	419670-1	High Limit.....	1
29	SD-37-2	Self-Tapping Screw 10-16 x 1/2 Hex Washer Hd., Type AB.....	2
30	417832-1	Grommet.....	2
31	407128-1	Clamp - Thermostat Bulb.....	4
32	SC-109-10	Mach. Screw 6-32 x 3/8 Pan Hd.....	2
33	NS-9-7	Mach. Nut 6-32 Hex.....	2
34	412614-1	Clamp - Base.....	1
35	412616-G1	Clamp - Top.....	1
36	NS-46-52	Nut - 1/4-20 Hex "Keps".....	4



ELECTRICAL COMPONENTS

ELECTRICAL COMPONENTS

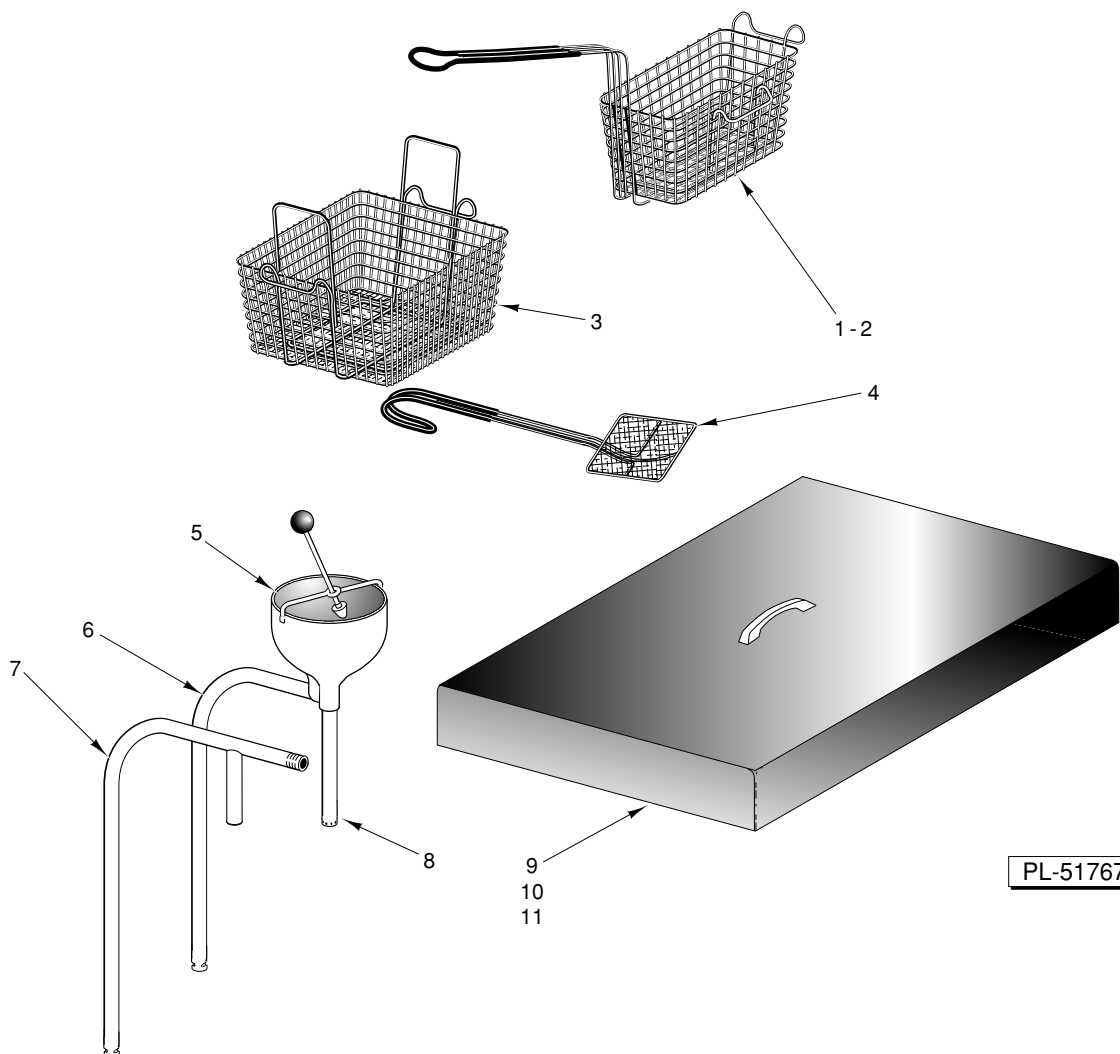
ILLUS. PL-51758	PART NO.	NAME OF PART	AMT.
1	411770-1	Cabinet - Terminal Block	1
2	FE-23-53	Bushing - Snap	1
3	410472-8	Terminal Block	1
4	SD-32-7	Self-Tapping Screw 10-24 x ½ Hex Washer Hd., Type TT	4
5	411772-1	Plate - Terminal Block	1
6	FE-23-56	Bushing - Electrical Snap	1
7	417856-1	Lug - Grounding (With Set Screw)	1
8	SD-32-7	Self-Tapping Screw 10-24 x ½ Hex Washer Hd., Type TT	1
9	NS-44-9	Nut Assy 10-24 Hex "KEPS"	1
10	FE-23-56	Bushing - Electrical Snap	2
11	411497-C5	Contactora 3 pole	1
12	SD-32-7	Self-Tapping Screw 10-24 x ½ Hex Washer Hd., Type TT	2
13	413817-1	Closure Plate (L.H.)	1
14	SD-32-7	Self-Tapping Screw 10-24 x ½ Hex Washer Hd., Type TT	2
15	413816-2	Plate - Top	1
16	SD-32-7	Self-Tapping Screw 10-24 x ½ Hex Washer Hd., Type TT	2
17	411501-19	Breaker 4 Pole 35A. (208/240V.)	1
18	411501-20	Breaker 4 Pole 20A. (480V.)	1
19	SC-109-10	Mach. Screw 6-32 x ¾ Pan Hd.	4
20	413816-1	Plate - Bottom	1
21	SD-32-7	Self-Tapping Screw 10-24 x ½ Hex Washer Hd., Type TT	2
22	413819-G1	Fuse Cover Assy (208/240V.)	1
23	415978-1	Clamp	1
24	SD-32-7	Self-Tapping Screw 10-24 x ½ Hex Washer Hd., Type TT	1
25	NS-44-9	Nut Assy 10-24 Hex "KEPS"	1
26	FE-12-2	Fuse (250V./40A.)(use on 208/240V. Machines)	2
27	FE-24-38	Holder - Fuse	1
28	413815-1	Closure Plate (Right)(480V.)	1
29	411500-6	Transformer (480V.)	1
30	411777-1	Support - Breaker Cabinet	1
31	SD-37-2	Self-Tapping Screw 10-16 x ½ Hex Washer Hd., Type AB	4
32	413824-1	Breaker Cabinet	1
33	SD-32-7	Self-Tapping Screw 10-24 x ½ Hex Washer Hd., Type TT	3
34	NS-44-9	Nut Assy 10-24 Hex "KEPS"	3



COMPONENTS (VF90 & VFD90)

COMPONENTS VF90 & VFD90

ILLUS. PL-51766	PART NO.	NAME OF PART	AMT.
1	408789-1	Screen	1
2	411480-G1	Drain Assy. - Top	1
3	FP-85-88	Nipple - 3/4 x 6 1/4	1
4	411482-G1	Top - Main Assy.	1
5	403841-3	Speed Nut	5
6	SD-32-7	Self-Tapping Screw 10-24 x 1/2 Hex Washer Hd., Type TT	5
7	410856-1	Hanger - Drip Pan	2
8	411479-G1	Lining - Side	2
9	406068-1	Pan - Grease	1
10	409590-1	Spreader - Side Liner	1
11	411481-1	Stop - Side Liner	1
12	415674-2	Brace - L.H.	1
13	415674-1	Brace - R.H.	1
14	SD-32-7	Self-Tapping Screw 10-24 x 1/2 Hex Washer Hd., Type TT	8
15	NS-44-9	Nut Assy 10-24 Hex "KEPS"	8



ACCESSORIES

ILLUS. PL-51767	PART NO.	NAME OF PART	AMT.
1	421719-2	Twin Basket - Right	1
2	421719-1	Twin Basket - Left	1
3	417826-1	Single Basket	1
4	421459-1	Skimmer - Oil	1
5	407064-G1	Bowl - Filter Assy.	1
6	407129-2	Tube - Filter (VF1/VF1D)	1
7	407584-G1	Tube - Filter (VMF1/VMF1D)	1
8	407129-1	Tube - Filter	1
9	357194-G1	Cover - Fry Tank (Incls. items 10 & 11)	1
10	416936-1	Handle - Cover	1
11	SC-10-17	Mach. Screw 10-24 x 1/2 Truss Hd.	2
	405686-1	Bag - Filter	AR